




**ESTADO DEL EJERCICIO DEL PRESUPUESTO
MUNICIPIO DE ATITALAQUIA HIDALGO
Del 01 al 31 de agosto de 2013**






UBR/ACCION	PRESUPUESTO AUTORIZADO				COMPROMETIDO	DEVENGADO	EJERCIDO	PAGADO ACUMULADO AL 31 DE AGOSTO DE 2013	PAGADO DEL 01 AL 31 DE AGOSTO DE 2013	CREDITO DISPONIBLE PARA COMPROMETER (modificado-según comprometido)	CREDITO DISPONIBLE (modificado-según devengado)
	PRESUPUESTO DE EGRESOS APROBADO	APLICACIONES	REDUCCIONES	MODIFICADO							
RECURSOS PROPIOS	21,725,166.15	0.00	0.00	21,725,166.15	17,451,879.32	17,451,879.32	17,451,879.32	17,451,879.32	2,808,209.26	4,273,286.83	4,273,286.83
SERVICIOS PERSONALES	8,854,877.80	0.00	0.00	8,854,877.80	4,990,171.12	4,990,171.12	4,990,171.12	4,990,171.12	655,565.63	3,864,706.68	3,864,706.68
REMUNERACIONES ORDINARIAS	5,007,775.40	0.00	0.00	5,007,775.40	3,315,570.14	3,315,570.14	3,315,570.14	3,315,570.14	405,376.89	1,692,205.26	1,692,205.26
Delegados	265,591.37			265,591.37	172,830.68	172,830.68	172,830.68	172,830.68	22,130.50	92,760.69	92,760.69
C.A.I.C.	642,275.90			642,275.90	384,117.07	384,117.07	384,117.07	384,117.07	48,104.27	258,158.83	258,158.83
Espacios de Alimentacion	1,337,877.54			1,337,877.54	895,067.20	895,067.20	895,067.20	895,067.20	111,478.82	442,810.34	442,810.34
Intendentes Escuelas	393,260.34			393,260.34	262,091.20	262,091.20	262,091.20	262,091.20	32,761.40	131,169.14	131,169.14
Impuesto predial	0.00			0.00	89,339.50	89,339.50	89,339.50	89,339.50	0.00	-89,339.50	-89,339.50
Educacion Arte y Cultura	819,105.47			819,105.47	539,374.26	539,374.26	539,374.26	539,374.26	68,250.90	279,731.21	279,731.21
Dif Municipal	1,373,264.78			1,373,264.78	855,164.47	855,164.47	855,164.47	855,164.47	107,952.78	518,100.31	518,100.31
Instancia de las Mujeres	176,400.00			176,400.00	117,585.76	117,585.76	117,585.76	117,585.76	14,698.22	58,814.24	58,814.24
REMUNERACIONES AL PERSONAL CARÁCTER TR	1,162,993.60	0.00	0.00	1,162,993.60	550,747.44	550,747.44	550,747.44	550,747.44	84,878.62	612,246.16	612,246.16
Sueldos base al personal eventual	1,162,993.60			1,162,993.60	530,647.44	530,647.44	530,647.44	530,647.44	77,078.62	632,346.16	632,346.16
Retribuciones por Serv. Caract	0.00			0.00	20,100.00	20,100.00	20,100.00	20,100.00	7,800.00	-20,100.00	-20,100.00
OTRAS PRESTACIONES SOCIALES Y ECONOMICA	2,684,108.80	0.00	0.00	2,684,108.80	1,120,853.54	1,120,853.54	1,120,853.54	1,120,853.54	165,310.12	1,563,255.26	1,563,255.26
Prima vacacional	96,658.44			96,658.44	51,292.55	51,292.55	51,292.55	51,292.55	0.00	45,365.89	45,365.89
Aguinaldo	823,105.75			823,105.75	0.00	0.00	0.00	0.00	0.00	823,105.75	823,105.75
Compensaciones	738,000.00			738,000.00	564,727.87	564,727.87	564,727.87	564,727.87	72,000.00	173,272.13	173,272.13
Prestaciones contractuales	91,200.00			91,200.00	59,200.00	59,200.00	59,200.00	59,200.00	7,400.00	32,000.00	32,000.00
Apoyos a la capacitacion servidores	60,000.00			60,000.00	0.00	0.00	0.00	0.00	0.00	60,000.00	60,000.00
Otras prestaciones sociales y econ	83,500.00			83,500.00	0.00	0.00	0.00	0.00	0.00	83,500.00	83,500.00
Impuesto sobre nomina	791,644.61			791,644.61	400,949.00	400,949.00	400,949.00	400,949.00	56,226.00	390,695.61	390,695.61
Indemnizaciones	0.00			0.00	44,684.12	44,684.12	44,684.12	44,684.12	29,684.12	-44,684.12	-44,684.12
PAGO DE ESTIMULOS A SERVIDORES PUBLICOS	0.00	0.00	0.00	0.00	3,000.00	3,000.00	3,000.00	3,000.00	0.00	-3,000.00	-3,000.00
Estímulos	0.00			0.00	3,000.00	3,000.00	3,000.00	3,000.00	0.00	-3,000.00	-3,000.00
MATERIALES Y SUMINISTROS	2,339,613.51	0.00	0.00	2,339,613.51	2,646,296.24	2,646,296.24	2,646,296.24	2,646,296.24	623,947.80	-306,682.73	-306,682.73
MATERIALES ADMON. EMISION DOC.	538,523.85	0.00	0.00	538,523.85	448,663.19	448,663.19	448,663.19	448,663.19	38,682.27	89,860.66	89,860.66
Mat. Útiles y equipos menores de oficina	141,529.20			141,529.20	166,705.93	166,705.93	166,705.93	166,705.93	17,545.26	-25,176.73	-25,176.73
Materiales y útiles de impresión	35,000.00			35,000.00	54,103.20	54,103.20	54,103.20	54,103.20	340.01	-19,103.20	-19,103.20
Material estadístico y geográfico	15,000.00			15,000.00	0.00	0.00	0.00	0.00	0.00	15,000.00	15,000.00
Mat. Útiles equip. Menores tecno infor	140,108.33			140,108.33	102,020.19	102,020.19	102,020.19	102,020.19	2,399.00	38,088.14	38,088.14
Material impreso e informacion digital	131,886.32			131,886.32	70,971.00	70,971.00	70,971.00	70,971.00	12,609.00	60,915.32	60,915.32
Material de limpieza	32,000.00			32,000.00	12,554.60	12,554.60	12,554.60	12,554.60	801.00	19,445.40	19,445.40
Materiales y útiles de enseñanza	8,000.00			8,000.00	26,748.27	26,748.27	26,748.27	26,748.27	4,988.00	-18,748.27	-18,748.27
Materiales p/registro, ident. Bienes	35,000.00			35,000.00	15,560.00	15,560.00	15,560.00	15,560.00	0.00	19,440.00	19,440.00
ALIMENTOS Y UTENCILIOS	201,901.95	0.00	0.00	201,901.95	179,659.63	179,659.63	179,659.63	179,659.63	31,897.67	22,242.32	22,242.32
productos alimenticios para personas	180,000.00			180,000.00	173,591.63	173,591.63	173,591.63	173,591.63	31,897.67	6,408.37	6,408.37
Utencilios para el servicio de alimentos	21,901.95			21,901.95	6,068.00	6,068.00	6,068.00	6,068.00	0.00	15,833.95	15,833.95
MATERIAS PRIMAS Y MAT. PROD Y	0.00	0.00	0.00	0.00	18,858.00	18,858.00	18,858.00	18,858.00	1,510.00	-18,858.00	-18,858.00
PROD. ALIM AGROP. FORESTALES/MA	0.00			0.00	18,858.00	18,858.00	18,858.00	18,858.00	0.00	-18,858.00	-18,858.00
MATERIALES Y ART. CONSTRUCCION Y REP.	347,500.00	0.00	0.00	347,500.00	326,202.26	326,202.26	326,202.26	326,202.26	61,797.71	21,297.74	21,297.74
Productos maderas no Afálicos	15,000.00			15,000.00	1,315.28	1,315.28	1,315.28	1,315.28	0.00	13,684.72	13,684.72
Cemento y productos de concreto	55,000.00			55,000.00	19,603.00	19,603.00	19,603.00	19,603.00	15,675.77	39,397.00	39,397.00
Galvanizado y productos del yeso	0.00			0.00	0.00	0.00	0.00	0.00	0.00	0.00	0.00
Madera y productos de madera	25,000.00			25,000.00	14,155.41	14,155.41	14,155.41	14,155.41	0.00	10,844.59	10,844.59
Vidrio y productos de vidrio	15,000.00			15,000.00	748.00	748.00	748.00	748.00	1,748.00	13,252.00	13,252.00
Material eléctrico y electrónico	150,000.00			150,000.00	149,135.23	149,135.23	149,135.23	149,135.23	24,083.14	664.77	664.77



**ESTADO DEL EJERCICIO DEL PRESUPUESTO
MUNICIPIO DE ATITALAQUIA HIDALGO
Del 01 al 31 de agosto de 2013**



OBRA/ACCION	PRESUPUESTO AUTORIZADO				COMPROMETIDO	DEVENGADO	EJERCIDO	PAGADO ACUMULADO AL 31 DE AGOSTO DE 2013	PAGADO DEL 01 AL 31 DE AGOSTO DE 2013	CREDITO DISPONIBLE PARA COMPROMETER (modificado-comprometido)	CREDITO DISPONIBLE (modificado-devengado)
	PRESUPUESTO DE EGRESOS APROBADO	APLICACIONES	REDUCCIONES	MODIFICADO							
Articulos metalicos para la construccion	2,500.00			2,500.00	2,770.96	2,770.96	2,770.96	2,770.96	0.00	-270.96	-270.96
Materiales complementarios	50,000.00			50,000.00	34,068.64	34,068.64	34,068.64	34,068.64	7,459.05	15,931.36	15,931.36
Otros materiales y art. Reparacion y	35,000.00			35,000.00	103,405.74	103,405.74	103,405.74	103,405.74	12,831.75	-68,405.74	-68,405.74
PRODUCTOS QUIMICOS , FARMACEUTICOS Y DE I	238,200.00	0.00	0.00	238,200.00	85,734.48	85,734.48	85,734.48	85,734.48	33,789.30	152,465.52	152,465.52
Productos quimicos basicos	1,500.00			1,500.00	4,797.00	4,797.00	4,797.00	4,797.00	0.00	-3,297.00	-3,297.00
Fertilizantes, pesticidas y otros	3,200.00			3,200.00	3,234.00	3,234.00	3,234.00	3,234.00	2,170.00	-34.00	-34.00
Medicinas y productos farmaceuticos	130,000.00			130,000.00	72,764.98	72,764.98	72,764.98	72,764.98	31,619.30	57,235.02	57,235.02
Materiales, accesorios y suminis I	100,000.00			100,000.00	4,938.50	4,938.50	4,938.50	4,938.50	0.00	95,061.50	95,061.50
Fibras sinteticas, hule, plasticos	1,500.00			1,500.00	0.00	0.00	0.00	0.00	0.00	1,500.00	1,500.00
Otros productos quimicos	2,000.00			2,000.00	0.00	0.00	0.00	0.00	0.00	2,000.00	2,000.00
COMBUSTIBLES, LUBRICANTES Y ADITIVOS	648,201.72	0.00	0.00	648,201.72	1,048,133.07	1,048,133.07	1,048,133.07	1,048,133.07	130,927.96	-399,931.35	-399,931.35
Combustibles, Lub. Aditivos adq co	648,201.72			648,201.72	1,048,133.07	1,048,133.07	1,048,133.07	1,048,133.07	130,927.96	-399,931.35	-399,931.35
VESTUARIOS, BLANCOS, PRENDAS PROT.	95,000.00	0.00	0.00	95,000.00	321,021.70	321,021.70	321,021.70	321,021.70	295,206.00	-226,021.70	-226,021.70
Vestuarios y uniformes	50,000.00			50,000.00	297,019.30	297,019.30	297,019.30	297,019.30	289,113.30	-247,019.30	-247,019.30
Prendas de seguridad y proteccion pe	20,000.00			20,000.00	11,009.90	11,009.90	11,009.90	11,009.90	1,262.00	8,990.10	8,990.10
Materiales de seguridad pública	0.00			0.00	6,387.00	6,387.00	6,387.00	6,387.00	0.00	-6,387.00	-6,387.00
Articulos deportivos	25,000.00			25,000.00	3,352.40	3,352.40	3,352.40	3,352.40	1,577.60	21,647.60	21,647.60
Productos Textiles	0.00			0.00	3,253.10	3,253.10	3,253.10	3,253.10	3,253.10	-3,253.10	-3,253.10
HERRAMIENTAS, REFACCIONES Y ACCESORIOS M	270,285.99	0.00	0.00	270,285.99	218,023.91	218,023.91	218,023.91	218,023.91	30,136.89	52,262.08	52,262.08
Blancos, otros produc textiles excepto p	12,000.00			12,000.00	0.00	0.00	0.00	0.00	0.00	12,000.00	12,000.00
Sustancias y materiales explosivos	22,000.00			22,000.00	0.00	0.00	0.00	0.00	0.00	22,000.00	22,000.00
Herramientas Menores	80,000.00			80,000.00	2,296.27	2,296.27	2,296.27	2,296.27	290.00	77,703.73	77,703.73
Refacc. Acc. Menores Mob. Equip.A	0.00			0.00	400.00	400.00	400.00	400.00	0.00	-400.00	-400.00
Refacciones y accesorios menores de edificios	11,885.99			11,885.99	9,437.50	9,437.50	9,437.50	9,437.50	5,820.00	2,448.49	2,448.49
Refacciones acces menores equipo computo y I	26,000.00			26,000.00	1,200.00	1,200.00	1,200.00	1,200.00	0.00	24,800.00	24,800.00
Refacciones y acces. Menores equipo I	60,400.00			60,400.00	70,419.53	70,419.53	70,419.53	70,419.53	5,211.52	-10,019.53	-10,019.53
Refacciones acces menores maquinaria y	58,000.00			58,000.00	111,986.41	111,986.41	111,986.41	111,986.41	3,538.17	-53,986.41	-53,986.41
Refacc. Acces. Menores otros bienes	0.00			0.00	22,284.20	22,284.20	22,284.20	22,284.20	15,277.20	-22,284.20	-22,284.20
SERVICIOS GENERALES	6,548,277.77	0.00	0.00	6,548,277.77	6,180,350.84	6,180,350.84	6,180,350.84	6,180,350.84	1,380,544.63	367,926.93	367,926.93
SERVICIOS DE INST., REP., MITO. Y CONSERVACI	407,259.31	0.00	0.00	407,259.31	300,002.65	300,002.65	300,002.65	300,002.65	43,459.12	107,256.66	107,256.66
Reparacion y mantlo. De equipo de transporte	150,000.00			150,000.00	36,750.62	36,750.62	36,750.62	36,750.62	406.00	113,249.38	113,249.38
Instalac. Rep. Mito. Mob. Equipo admon. Educ	10,000.00			10,000.00	6,777.60	6,777.60	6,777.60	6,777.60	0.00	3,222.40	3,222.40
Instalac. Rep. Mito. Maquinaria, Herramientas	120,000.00			120,000.00	64,190.11	64,190.11	64,190.11	64,190.11	9,628.00	55,809.89	55,809.89
Conservacion y mitlo. Menor de inmuebles	80,000.00			80,000.00	160,447.20	160,447.20	160,447.20	160,447.20	3,788.00	-80,447.20	-80,447.20
Inst. Rep. Mito. Equipo de computo y tecnolo	21,259.31			21,259.31	850.00	850.00	850.00	850.00	850.00	20,409.31	20,409.31
Rep. Y Mito. Equipo de Defensa	0.00			0.00	1,500.00	1,500.00	1,500.00	1,500.00	1,500.00	-1,500.00	-1,500.00
Servicio de Limpieza y Manejo de d	0.00			0.00	500.00	500.00	500.00	500.00	0.00	-500.00	-500.00
Servicio de jardineria y fumigacion	15,000.00			15,000.00	1,700.00	1,700.00	1,700.00	1,700.00	0.00	13,300.00	13,300.00
Servicios financieros bancarios	8,500.00			8,500.00	0.00	0.00	0.00	0.00	0.00	8,500.00	8,500.00
Seguro de Bienes Patrimoniales	0.00			0.00	27,287.12	27,287.12	27,287.12	27,287.12	27,287.12	-27,287.12	-27,287.12
Fletes y manobras	2,500.00			2,500.00	0.00	0.00	0.00	0.00	0.00	2,500.00	2,500.00
SERVICIOS BASICOS	2,533,500.00	0.00	0.00	2,533,500.00	2,955,562.95	2,955,562.95	2,955,562.95	2,955,562.95	573,327.14	-422,062.95	-422,062.95
Servicios acceso a internet redes y	150,000.00			150,000.00	1,734.20	1,734.20	1,734.20	1,734.20	0.00	148,265.80	148,265.80
Telefonia tradicional	182,000.00			182,000.00	86,970.00	86,970.00	86,970.00	86,970.00	8,863.00	95,030.00	95,030.00
Servicio de energia electrica (DAP)	2,035,000.00			2,035,000.00	1,084,503.00	1,084,503.00	1,084,503.00	1,084,503.00	148,937.00	950,497.00	950,497.00
Servicio de telefonía celular	160,000.00			160,000.00	186,514.34	186,514.34	186,514.34	186,514.34	21,669.94	26,514.34	26,514.34
Servicio de agua	4,500.00			4,500.00	13,270.41	13,270.41	13,270.41	13,270.41	2,419.20	-8,770.41	-8,770.41
Servicio de gas	500.00			500.00	0.00	0.00	0.00	0.00	0.00	500.00	500.00



**ESTADO DEL EJERCICIO DEL PRESUPUESTO
MUNICIPIO DE ATITALAQUIA HIDALGO
Del 01 al 31 de agosto de 2013**

OBRA/ACCION	PRESUPUESTO AUTORIZADO				COMROMETIDO	DESTINADO	EFECTUO	PAGADO ACUMULADO AL 31 DE AGOSTO DE 2013	PAGADO DEL 01 AL 31 DE AGOSTO DE 2013	CREDITO DISPONIBLE PARA COMPROMETER (modificado-comprometido)	CREDITO DISPONIBLE (modificado-devengado)
	PRESUPUESTO DE GASTOS APROBADO	APLICACIONES	REDUCCIONES	MODIFICADO							
Servicios postales y telegraficos	1,500.00			1,500.00	0.00	0.00	0.00	0.00	0.00	1,500.00	1,500.00
Servicios de Energia Electrica	0.00			0.00	1,582,571.00	1,582,571.00	1,582,571.00	1,582,571.00	391,438.00	-1,582,571.00	-1,582,571.00
SERVICIOS DE ARRENDAMIENTO	756,200.00	0.00	0.00	756,200.00	696,604.81	696,604.81	696,604.81	696,604.81	196,264.40	59,595.19	59,595.19
Arrendamiento de terrenos	25,000.00			25,000.00	0.00	0.00	0.00	0.00	0.00	25,000.00	25,000.00
Arrendamiento de edificios	420,000.00			420,000.00	279,070.00	279,070.00	279,070.00	279,070.00	60,480.00	140,930.00	140,930.00
Arrendamiento Mob. Equipo admon. Ed	145,200.00			145,200.00	106,696.93	106,696.93	106,696.93	106,696.93	61,808.40	38,503.07	38,503.07
Arrendamiento de equipo de transporte	10,000.00			10,000.00	229,564.00	229,564.00	229,564.00	229,564.00	73,776.00	-219,564.00	-219,564.00
Arrendamiento maquinaria, otros equipos	25,000.00			25,000.00	51,582.48	51,582.48	51,582.48	51,582.48	200.00	-26,582.48	-26,582.48
Arrendamiento de activos intangibles	5,000.00			5,000.00	1,734.20	1,734.20	1,734.20	1,734.20	0.00	3,265.80	3,265.80
Otros arrendamientos	126,000.00			126,000.00	27,957.20	27,957.20	27,957.20	27,957.20	0.00	98,042.80	98,042.80
SERV.PROFESIONALES TECNOLOGICOS Y OTROS	1,047,000.00	0.00	0.00	1,047,000.00	714,039.93	714,039.93	714,039.93	714,039.93	113,223.00	332,960.07	332,960.07
Servicios legales, de contab. Audit	432,000.00			432,000.00	255,897.60	255,897.60	255,897.60	255,897.60	36,000.00	176,102.40	176,102.40
servicios de diseño Arquít. Ing.	0.00			0.00	46,940.42	46,940.42	46,940.42	46,940.42	9,388.00	-46,940.42	-46,940.42
Serv. Consultoria admva. Proc. Tec. Y	550,000.00			550,000.00	96,708.00	96,708.00	96,708.00	96,708.00	0.00	453,292.00	453,292.00
Servicios de capacitacion	15,000.00			15,000.00	31,240.02	31,240.02	31,240.02	31,240.02	23,920.00	-16,240.02	-16,240.02
Servicios de Apoyo Advo, fotoc	0.00			0.00	73,789.92	73,789.92	73,789.92	73,789.92	28,541.68	-73,789.92	-73,789.92
Servicios profesionales, científicos	50,000.00			50,000.00	209,463.97	209,463.97	209,463.97	209,463.97	15,373.32	-159,463.97	-159,463.97
SERVICIOS DE COMUNICACIÓN SOCIAL Y PUB.	147,000.00	0.00	0.00	147,000.00	179,250.14	179,250.14	179,250.14	179,250.14	55,591.84	-32,250.14	-32,250.14
Difusion radio TV. Otros medios mens a	105,000.00			105,000.00	153,806.22	153,806.22	153,806.22	153,806.22	47,404.51	-48,806.22	-48,806.22
Difusion radio TV. p/promover Via ser	25,000.00			25,000.00	3,660.00	3,660.00	3,660.00	3,660.00	0.00	21,340.00	21,340.00
Servicio de revelado de fotografia	12,000.00			12,000.00	549.84	549.84	549.84	549.84	0.00	11,450.16	11,450.16
Servicios CreatividadReprod. Y p					21,234.08	21,234.08	21,234.08	21,234.08	8,187.33	-21,234.08	-21,234.08
Otros servicios de informacion	5,000.00			5,000.00	0.00	0.00	0.00	0.00	0.00	5,000.00	5,000.00
SERVICIO DE TRASLADO Y VIATICOS	187,200.00	0.00	0.00	187,200.00	157,651.23	157,651.23	157,651.23	157,651.23	38,859.96	29,548.77	29,548.77
Pasajes terrestres	2,000.00			2,000.00	0.00	0.00	0.00	0.00	0.00	2,000.00	2,000.00
Viaticos en el pais	180,000.00			180,000.00	141,311.63	141,311.63	141,311.63	141,311.63	38,859.96	38,688.37	38,688.37
Otros servicios de traslado y hosp	5,200.00			5,200.00	16,339.60	16,339.60	16,339.60	16,339.60	0.00	-11,139.60	-11,139.60
SERVICIOS OFICIALES	1,391,618.46	0.00	0.00	1,391,618.46	586,847.18	586,847.18	586,847.18	586,847.18	348,313.22	804,771.28	804,771.28
Gastos de ceremonial	120,000.00			120,000.00	185.60	185.60	185.60	185.60	0.00	119,814.40	119,814.40
Gastos de orden social y cultural	1,096,618.46			1,096,618.46	491,286.46	491,286.46	491,286.46	491,286.46	340,262.00	605,332.00	605,332.00
Exposiciones	25,000.00			25,000.00	0.00	0.00	0.00	0.00	0.00	25,000.00	25,000.00
Gastos de representacion	150,000.00			150,000.00	95,375.12	95,375.12	95,375.12	95,375.12	8,051.22	54,624.88	54,624.88
OTROS SERVICIOS GENERALES	78,500.00	0.00	0.00	78,500.00	590,391.95	590,391.95	590,391.95	590,391.95	11,505.95	-511,891.95	-511,891.95
Servicios funerarios y de cementerio	25,000.00			25,000.00	39,432.00	39,432.00	39,432.00	39,432.00	0.00	-14,432.00	-14,432.00
Impuestos y derechos	13,000.00			13,000.00	531,589.95	531,589.95	531,589.95	531,589.95	11,505.95	-518,589.95	-518,589.95
Sentencias y resoluciones judiciales	28,000.00			28,000.00	0.00	0.00	0.00	0.00	0.00	28,000.00	28,000.00
Penas, Multas, accesorios y actual	12,500.00			12,500.00	15,345.00	15,345.00	15,345.00	15,345.00	0.00	-2,845.00	-2,845.00
Otros Servicios Generales	0.00			0.00	4,025.00	4,025.00	4,025.00	4,025.00	0.00	-4,025.00	-4,025.00
TRANSFERENCIAS, ASIGNACIONES Y SUB.	2,507,397.07	0.00	0.00	2,507,397.07	2,632,105.75	2,632,105.75	2,632,105.75	2,632,105.75	148,151.20	-124,708.68	-124,708.68
TRANSFERENCIAS INT.-Y. ASIG. SOC.	982,570.25	0.00	0.00	982,570.25	666,614.36	666,614.36	666,614.36	666,614.36	80,428.46	315,955.89	315,955.89
Transferencia internas a entidades param	700,005.00			700,005.00	516,960.00	516,960.00	516,960.00	516,960.00	60,870.00	183,045.00	183,045.00
Pensiones y jubilaciones	282,565.25			282,565.25	149,654.36	149,654.36	149,654.36	149,654.36	19,558.46	132,910.89	132,910.89
AYUDAS SOCIALES	1,524,826.82	0.00	0.00	1,524,826.82	1,965,491.39	1,965,491.39	1,965,491.39	1,965,491.39	67,722.74	440,664.57	440,664.57
Becas y otras ayudas para programa	15,000.00			15,000.00	1,500.00	1,500.00	1,500.00	1,500.00	1,500.00	13,500.00	13,500.00
Ayudas sociales a instituciones de	320,582.01			320,582.01	109,411.99	109,411.99	109,411.99	109,411.99	0.00	211,170.02	211,170.02
Ayudas sociales actividades deint	5,000.00			5,000.00	23,860.00	23,860.00	23,860.00	23,860.00	2,900.00	-18,860.00	-18,860.00
Ayudas sociales p/inst. de niños	10,000.00			10,000.00	8,308.00	8,308.00	8,308.00	8,308.00	8,308.00	1,692.00	1,692.00
Ayudas por desastres naturales	30,000.00			30,000.00	999,346.54	999,346.54	999,346.54	999,346.54	0.00	-969,346.54	-969,346.54

2012-2016
ATITALAQUIA, HIDALGO

2012-2016
ATITALAQUIA, HIDALGO

2012-2016
ATITALAQUIA, HIDALGO

**ESTADO DEL EJERCICIO DEL PRESUPUESTO
MUNICIPIO DE ATITLAQUIA HIDALGO
Del 01 al 31 de agosto de 2013**

DIR/A/CION	PRESUPUESTO AUTORIZADO				COMPRÓMITADO	DEVENGADO	EJERCIDO	PAGADO ACUMULADO AL 31 DE AGOSTO DE 2013	PAGADO DEL 01 AL 31 DE AGOSTO DE 2013	CRÉDITO DISPONIBLE PARA COMPROMETER (modificado -comparando)	CRÉDITO DISPONIBLE (modificado -devengado)
	PRESUPUESTO DE EGRESOS APROBADO	APLICACIONES	REDUCCIONES	MODIFICADO							
Ayudas sociales a personas	1,144,244.81			1,144,244.81	823,064.86	823,064.86	823,064.86	823,064.86	55,014.74	321,179.95	321,179.95
GASTO DE CAPITAL	1,475,000.00	0.00	0.00	1,475,000.00	650,273.87	650,273.87	650,273.87	650,273.87	0.00	824,726.13	824,726.13
Mobiliario y Equipo de Administración	75,000.00			75,000.00	6,819.00	6,819.00	6,819.00	6,819.00	0.00	68,181.00	68,181.00
Maquinaria y equipo diverso	0.00			0.00	4,099.00	4,099.00	4,099.00	4,099.00	0.00	-4,099.00	-4,099.00
Equipo de Computo	0.00			0.00	126,339.02	126,339.02	126,339.02	126,339.02	0.00	-126,339.02	-126,339.02
Equipo de Radiocomunicación	0.00			0.00	34,800.01	34,800.01	34,800.01	34,800.01	0.00	-34,800.01	-34,800.01
Activos intangibles software	150,000.00			150,000.00	472,070.00	472,070.00	472,070.00	472,070.00	0.00	-322,070.00	-322,070.00
Herramientas y Accesorios cons	0.00			0.00	6,146.84	6,146.84	6,146.84	6,146.84	0.00	-6,146.84	-6,146.84
Otros convenios	1,250,000.00			1,250,000.00	0.00	0.00	0.00	0.00	0.00	1,250,000.00	1,250,000.00
INVERSION PUBLICA REPO	0.00	0.00	0.00	0.00	245,009.83	245,009.83	245,009.83	245,009.83	0.00	-245,009.83	-245,009.83
EDIFICACION NO HABITACIONAL	0.00	0.00	0.00	0.00	245,009.83	245,009.83	245,009.83	245,009.83	0.00	-245,009.83	-245,009.83
Construcc. Remod. Rehab. De Escue				0.00	223,910.27	223,910.27	223,910.27	223,910.27	0.00	-223,910.27	-223,910.27
Division de Terrenos y Const.				0.00	21,099.56	21,099.56	21,099.56	21,099.56	0.00	-21,099.56	-21,099.56
DEUDA PUBLICA REPO 2013	0.00			0.00	107,671.67	107,671.67	107,671.67	107,671.67	0.00	-107,671.67	-107,671.67
A.D.E.F.A.S. 2011				0.00	107,671.67	107,671.67	107,671.67	107,671.67	0.00	-107,671.67	-107,671.67
0				0.00	0.00	0.00	0.00	0.00	0.00	0.00	0.00
FONDO DE OPERACIÓN	14,297,666.04	0.00	0.00	16,297,666.00	10,675,837.00	10,675,837.00	10,675,837.00	10,675,837.00	1,118,891.41	5,621,829.00	5,621,829.00
SERVICIOS PERSONALES	13,923,316.44	0.00	0.00	13,923,316.44	7,634,465.96	7,634,465.96	7,634,465.96	7,634,465.96	930,118.64	6,288,850.48	6,288,850.48
REMUNERACIONES PERSONAL PERMANENTE	11,772,437.11	0.00	0.00	11,772,437.11	7,529,347.64	7,529,347.64	7,529,347.64	7,529,347.64	930,118.64	4,243,089.47	4,243,089.47
Presidencia Municipal	1,026,696.91			1,026,696.91	679,559.91	679,559.91	679,559.91	679,559.91	85,548.82	347,137.00	347,137.00
Oficialia mayor	831,954.10			831,954.10	474,601.40	474,601.40	474,601.40	474,601.40	52,719.28	357,352.70	357,352.70
Juzgado Municipal	199,200.00			199,200.00	132,592.54	132,592.54	132,592.54	132,592.54	16,598.04	66,607.46	66,607.46
Comunicación social	204,220.80			204,220.80	88,137.60	88,137.60	88,137.60	88,137.60	11,017.20	116,083.20	116,083.20
Desarrollo social	313,200.00			313,200.00	201,942.30	201,942.30	201,942.30	201,942.30	26,097.16	111,257.70	111,257.70
Desarrollo agropecuario	173,280.00			173,280.00	115,507.68	115,507.68	115,507.68	115,507.68	14,438.46	57,772.32	57,772.32
Correos	57,487.25			57,487.25	38,320.00	38,320.00	38,320.00	38,320.00	4,790.00	19,167.25	19,167.25
Tesoreria Municipal	1,441,663.00			1,441,663.00	961,001.60	961,001.60	961,001.60	961,001.60	120,125.20	480,661.40	480,661.40
Juridico	332,776.72			332,776.72	229,827.04	229,827.04	229,827.04	229,827.04	27,728.38	102,949.68	102,949.68
Obras Publicas	1,288,030.80			1,288,030.80	745,263.93	745,263.93	745,263.93	745,263.93	96,398.72	542,766.87	542,766.87
Relleno sanitario	589,885.63			589,885.63	393,213.60	393,213.60	393,213.60	393,213.60	49,151.70	196,672.03	196,672.03
Reglamentos y espectaculos	251,079.52			251,079.52	165,762.73	165,762.73	165,762.73	165,762.73	21,645.68	85,316.79	85,316.79
Dieta	2,310,483.17			2,310,483.17	1,540,143.84	1,540,143.84	1,540,143.84	1,540,143.84	192,517.98	770,339.33	770,339.33
Secretaria Municipal	401,652.72			401,652.72	281,293.44	281,293.44	281,293.44	281,293.44	33,467.40	120,359.28	120,359.28
Registro del estado familiar	291,732.54			291,732.54	198,739.86	198,739.86	198,739.86	198,739.86	24,308.04	92,992.68	92,992.68
Servicios Publicos	980,814.46		\$ -	980,814.46	617,514.16	617,514.16	617,514.16	617,514.16	76,872.18	363,300.30	363,300.30
Sistemas	175,800.00			175,800.00	80,091.36	80,091.36	80,091.36	80,091.36	9,448.92	95,708.64	95,708.64
Fomento deportivo	383,727.97			383,727.97	241,945.20	241,945.20	241,945.20	241,945.20	31,973.62	141,782.77	141,782.77
Desarrollo economico y planeacion	346,570.76			346,570.76	222,641.59	222,641.59	222,641.59	222,641.59	20,924.96	123,929.17	123,929.17
Contraloria interna	172,180.76			172,180.76	121,247.86	121,247.86	121,247.86	121,247.86	14,346.90	50,932.90	50,932.90
REMUNERACIONES ADICIONALES Y ESPECIALES	2,150,879.33	0.00	0.00	2,150,879.33	105,118.32	105,118.32	105,118.32	105,118.32	0.00	2,045,761.01	2,045,761.01
Compensaciones	0.00		\$ -	0.00	1,546.67	1,546.67	1,546.67	1,546.67	0.00	-1,546.67	-1,546.67
Prima vacacional	215,896.24			215,896.24	103,571.65	103,571.65	103,571.65	103,571.65	142,324.59	112,324.59	112,324.59
Aguijalco	1,934,983.09			1,934,983.09	0.00	0.00	0.00	0.00	0.00	1,934,983.09	1,934,983.09
0				0.00	0.00	0.00	0.00	0.00	0.00	0.00	0.00
MATERIALES Y SUMINISTROS	0.00			0.00	0.00	0.00	0.00	0.00	0.00	0.00	0.00
SERVICIOS GENERALES	0.00	0.00	0.00	1,999,999.96	1,500,000.00	1,500,000.00	1,500,000.00	1,500,000.00	0.00	-1,500,000.00	-1,500,000.00
OTROS SERVICIOS GENERALES	0.00			0.00	1,500,000.00	1,500,000.00	1,500,000.00	1,500,000.00	0.00	-1,500,000.00	-1,500,000.00
Impuestos y telefonos	0.00			0.00	1,500,000.00	1,500,000.00	1,500,000.00	1,500,000.00	0.00	-1,500,000.00	-1,500,000.00

ESTADO DEL EJERCICIO DEL PRESUPUESTO
MUNICIPIO DE ATITALAQUIA HIDALGO
Del 01 al 31 de agosto de 2013

OBRA/ACCION	PRESUPUESTO AUTORIZADO				COMPROMETIDO	DEVENGADO	EJERCIDO	PAGADO ACUMULADO AL 31 DE AGOSTO DE 2013	PAGADO DEL 01 AL 31 DE AGOSTO DE 2013	CREDITO DISPONIBLE PARA COMPROMETER (modificado -comprometido)	CREDITO DISPONIBLE (modificado -devengado)
	PRESUPUESTO DE EGRESOS APROBADO	APLICACIONES	REDUCCIONES	MODIFICADO							
DEUDA PUBLICA	1,999,999.96	0.00	0.00	1,999,999.96	1,298,541.04	1,298,541.04	1,298,541.04	1,298,541.04	157,612.77	701,458.92	701,458.92
Amortizacion deuda publica inst. o	1,599,999.96			1,599,999.96	1,066,666.64	1,066,666.64	1,066,666.64	1,066,666.64	133,333.33	533,333.32	533,333.32
Intereses deuda interna con int. C	400,000.00			400,000.00	231,874.40	231,874.40	231,874.40	231,874.40	24,279.44	168,125.60	168,125.60
PARTICIPACIONES Y APORTACIONES	374,349.60	0.00	0.00	374,349.60	242,830.00	242,830.00	242,830.00	242,830.00	31,160.00	131,519.60	131,519.60
FONDO DE INVERSION	5,600,000.00	0.00	0.00	5,600,000.00	1,225,584.88	1,225,584.88	1,225,584.88	1,225,584.88	221,575.99	4,374,415.12	4,374,415.12
SERVICIOS PERSONALES	1,477,363.07			1,477,363.07	790,269.01	790,269.01	790,269.01	790,269.01	98,960.89	687,094.06	687,094.06
REMUNERACIONES AL PERSONAL PERMANENTE	1,246,955.10	0.00	0.00	1,246,955.10	778,564.76	778,564.76	778,564.76	778,564.76	98,467.78	468,390.34	468,390.34
Maquinaria	636,146.28			636,146.28	416,051.20	416,051.20	416,051.20	416,051.20	53,006.40	220,095.08	220,095.08
Intendencia	228,033.29	\$ -		228,033.29	152,007.68	152,007.68	152,007.68	152,007.68	19,000.96	76,025.61	76,025.61
Ecología	382,775.53			382,775.53	210,505.88	210,505.88	210,505.88	210,505.88	26,460.42	172,269.65	172,269.65
REMUNERACIONES ADICIONALES Y ESPECIALES	230,407.97	0.00	0.00	230,407.97	11,704.25	11,704.25	11,704.25	11,704.25	493.11	218,703.72	218,703.72
Prima vacacional	25,451.51			25,451.51	11,704.25	11,704.25	11,704.25	11,704.25	493.11	13,747.26	13,747.26
Aguinaldo	204,956.46	\$ -		204,956.46	0.00	0.00	0.00	0.00	0.00	204,956.46	204,956.46
MATERIALES Y SUMINISTROS	0.00	\$ -	0.00	0.00	182,917.11	182,917.11	182,917.11	182,917.11	80,426.04	-182,917.11	-182,917.11
Herramientas, Refacc. Y Acces. Men.Eq.Transp.	0.00	\$ -		0.00	44,345.02	44,345.02	44,345.02	44,345.02	34,180.00	-44,345.02	-44,345.02
Herramientas, Refacc. Y Acces. Men. Maquinaria y Eq	0.00			0.00	138,572.09	138,572.09	138,572.09	138,572.09	46,246.04	-138,572.09	-138,572.09
SERVICIOS GENERALES	712,003.09	\$ -	0.00	712,003.09	252,398.76	252,398.76	252,398.76	252,398.76	42,189.06	459,604.33	459,604.33
SERVICIOS DE INSTALACION, REPARACION, MAN	712003.09	0.00	0.00	712,003.09	252,398.76	252,398.76	252,398.76	252,398.76	42,189.06	459,604.33	459,604.33
Servicios limpieza y manejo de des	232,000.00			232,000.00	174,302.56	174,302.56	174,302.56	174,302.56	41,208.86	57,697.44	57,697.44
Rehab. Y mantto. De equipo de transporte	261,088.17			261,088.17	18,963.61	18,963.61	18,963.61	18,963.61	0.00	242,124.56	242,124.56
Inst. Rep. Mantto. Equipo de maquinaria, otros equipos	218,914.92			218,914.92	59,132.59	59,132.59	59,132.59	59,132.59	980.20	159,782.33	159,782.33
TRANSFERENCIAS ASIGNACIONES Y OTRAS AYU	210,633.84			210,633.84	0.00	0.00	0.00	0.00	0.00	210,633.84	210,633.84
AYUDAS SOCIALES	210633.84	0.00	0.00	210,633.84	0.00	0.00	0.00	0.00	0.00	210,633.84	210,633.84
Becas y despensas	210,633.84			210,633.84	0.00	0.00	0.00	0.00	0.00	210,633.84	210,633.84
MAQUINARIA, OTROS EQUIPOS Y HERRAMIENTAS	3200000	0.00	0.00	3,200,000.00	0.00	0.00	0.00	0.00	0.00	3,200,000.00	3,200,000.00
Maquinaria y equipo industrial	2,600,000.00			2,600,000.00	0.00	0.00	0.00	0.00	0.00	2,600,000.00	2,600,000.00
Edificacion habitacional	600,000.00			600,000.00	0.00	0.00	0.00	0.00	0.00	600,000.00	600,000.00
FONDO DE INFRAESTRUCTURA SOCIAL MUNICIPA	2,923,215.00			2,923,215.00	0.00	0.00	0.00	0.00	0.00	2,923,215.00	2,923,215.00
OBRAS PUBLICAS 2013	2,923,215.00			2,923,215.00	0.00	0.00	0.00	0.00	0.00	2,923,215.00	2,923,215.00
FONDO DE FORTALECIMIENTO 2013	13,034,312.00	0.00	0.00	13,034,312.00	6,583,941.25	6,583,941.25	6,583,941.25	6,583,941.25	701,086.19	6,450,370.75	6,450,370.75
SERVICIOS PERSONALES	8,059,948.79	0.00	0.00	8,059,948.79	4,559,826.09	4,559,826.09	4,559,826.09	4,559,826.09	584,693.61	3,500,122.70	3,500,122.70
REMUNERACIONES PERSONAL PERMANENTE	6,818,605.17	0.00	0.00	6,818,605.17	4,501,804.36	4,501,804.36	4,501,804.36	4,501,804.36	583,554.57	2,316,800.81	2,316,800.81
Pago de sueldos a personal de seguridad publica	4,880,852.16			4,880,852.16	3,096,168.32	3,096,168.32	3,096,168.32	3,096,168.32	391,722.11	1,784,683.84	1,784,683.84
Salud Municipal y U.B.R.	1,123,127.62			1,123,127.62	848,395.87	848,395.87	848,395.87	848,395.87	124,242.88	274,731.75	274,731.75
Proteccion civil	449,341.31			449,341.31	328,004.12	328,004.12	328,004.12	328,004.12	43,165.96	121,337.19	121,337.19
Alumbrado Publico	365,284.08			365,284.08	229,236.05	229,236.05	229,236.05	229,236.05	24,423.62	136,048.03	136,048.03
REMUNERACIONES ADICIONALES Y ESPECIALES	1,241,343.62	0.00	0.00	1,241,343.62	58,021.73	58,021.73	58,021.73	58,021.73	1,139.04	1,183,321.89	1,183,321.89
Aguinaldos	1,120,743.78			1,120,743.78	0.00	0.00	0.00	0.00	0.00	1,120,743.78	1,120,743.78
Prima vacacional	120,599.84			120,599.84	58,021.73	58,021.73	58,021.73	58,021.73	1,139.04	62,578.11	62,578.11
MATERIALES Y SUMINISTROS	893,343.89	0.00	0.00	893,343.89	848,046.37	848,046.37	848,046.37	848,046.37	78,729.59	45,297.52	45,297.52
Combustibles y lubricantes	675,843.89			675,843.89	702,808.40	702,808.40	702,808.40	702,808.40	78,729.59	-26,964.51	-26,964.51
Material electrico y electrónico	0.00			0.00	58,397.88	58,397.88	58,397.88	58,397.88	0.00	-58,397.88	-58,397.88
Vestuarios y uniformes	35,000.00			35,000.00	0.00	0.00	0.00	0.00	0.00	35,000.00	35,000.00
Prendas de seguridad y proteccion	50,000.00			50,000.00	0.00	0.00	0.00	0.00	0.00	50,000.00	50,000.00
Refacc. Y accesorios menores equipo	120,500.00			120,500.00	46,749.06	46,749.06	46,749.06	46,749.06	0.00	73,750.94	73,750.94
Refacc. y Acc. Menores Equip Def	12,000.00			12,000.00	40,091.03	40,091.03	40,091.03	40,091.03	0.00	-28,091.03	-28,091.03
SERVICIOS GENERALES	4,081,019.32	0.00	0.00	4,081,019.32	1,176,068.79	1,176,068.79	1,176,068.79	1,176,068.79	37,662.99	2,904,950.53	2,904,950.53
SERVICIOS DE INSTALACION, REPARACION, MAN	125000	0.00	0.00	125,000.00	58,825.79	58,825.79	58,825.79	58,825.79	37,662.99	66,174.21	66,174.21

ATITALAQUIA, HIDALGO
2012 2016

ATITALAQUIA, HIDALGO

ATITALAQUIA, HIDALGO

**ESTADO DEL EJERCICIO DEL PRESUPUESTO
MUNICIPIO DE ATITALAQUIA HIDALGO
Del 01 al 31 de agosto de 2013**

OBRA/ACCION	PRESUPUESTO AUTORIZADO			COMPROMITIDO	DEBERGADO	EJERCIDO	PAGADO ACUMULADO AL 31 DE AGOSTO DE 2013	PAGADO DEL 01 AL 31 DE AGOSTO DE 2013	CREDITO DISPONIBLE PARA COMPROMETER (modificado: comprometido)	CREDITO DISPONIBLE (modificado: devengado)
	PRESUPUESTO DE EGRESOS APROBADO	APLICACIONES	REDUCCIONES							
Refacc. Y acces. Menores equipo defensa	0.00			0.00	0.00	0.00	0.00	0.00	0.00	0.00
Rep. Y manito. De equipo de transporte	100,000.00			100,000.00	58,825.79	58,825.79	58,825.79	37,662.99	41,174.21	41,174.21
Rep. Y manito. De equipo de defensa	25,000.00			25,000.00	0.00	0.00	0.00	0.00	25,000.00	25,000.00
SERVICIOS BASICOS	3,956,019.32	0.00	0.00	3,956,019.32	1,117,243.00	1,117,243.00	1,117,243.00	1,117,243.00	2,838,776.32	2,838,776.32
Pago por servicio de energia electrica	3,956,019.32			3,956,019.32	1,117,243.00	1,117,243.00	1,117,243.00	1,117,243.00	2,838,776.32	2,838,776.32
FONDO DE FISCALIZACION	893,190.00	0.00	0.00	893,190.00	305,089.56	305,089.56	305,089.56	305,089.56	22,497.64	588,100.44
SERVICIOS PERSONALES	318,816.57	0.00	0.00	318,816.57	114,706.55	114,706.55	114,706.55	114,706.55	22,497.64	204,110.02
SERVICIOS PERSONALES	270,000.00	0.00	0.00	270,000.00	112,488.20	112,488.20	112,488.20	112,488.20	22,497.64	157,511.80
Pago de sueldos y salarios Impuesto predial	270,000.00			270,000.00	112,488.20	112,488.20	112,488.20	112,488.20	22,497.64	157,511.80
REMUNERACIONES ADICIONALES Y ESPECIALES	48,816.57	0.00	0.00	48,816.57	2,218.35	2,218.35	2,218.35	2,218.35	0.00	46,598.22
Aguinaldos	44,378.70			44,378.70	0.00	0.00	0.00	0.00	44,378.70	44,378.70
Prima vacacional	4,437.87			4,437.87	2,218.35	2,218.35	2,218.35	2,218.35	2,219.52	2,219.52
SERVICIOS GENERALES	574,373.43	0.00	0.00	574,373.43	41,907.05	41,907.05	41,907.05	41,907.05	0.00	532,466.38
Difusión por radio, TV P/PROMO	0.00			0.00	9,870.21	9,870.21	9,870.21	9,870.21	0.00	-9,870.21
Servicios Consultoria Admtva.Pr	0.00			0.00	23,184.00	23,184.00	23,184.00	23,184.00	0.00	-23,184.00
Servicio de consultoria administrativa, procesos, tecnic	574,373.43			574,373.43	8,852.84	8,852.84	8,852.84	8,852.84	0.00	565,520.59
BIENES MUEBLES INMUEBLES E INTANGIBLES	0.00	0.00	0.00	0.00	2,500.00	2,500.00	2,500.00	2,500.00	0.00	-2,500.00
Equipo de computo	0.00			0.00	2,500.00	2,500.00	2,500.00	2,500.00	0.00	-2,500.00
ienes muebles e inmuebles	0.00			0.00	0.00	0.00	0.00	0.00	0.00	0.00
ACTIVOS INTANGIBLES	0.00	0.00	0.00	0.00	145,975.96	145,975.96	145,975.96	145,975.96	0.00	-145,975.96
Adq. De Software para areas de Recaudacion	0.00			0.00	145,975.96	145,975.96	145,975.96	145,975.96	0.00	-145,975.96
	58,473,549.19	0.00	0.00	60,473,649.15	36,242,332.01	36,242,332.01	36,242,332.01	36,242,332.01	4,872,260.49	24,231,217.14

"BAJO PROTESTA DE DECIR VERDAD, DECLARAMOS QUE LOS ESTADOS FINANCIEROS Y SUS NOTAS SON RAZONABLEMENTE CORRECTOS Y SON RESPONSABILIDAD DEL EMISOR"

