




ESTADO DEL EJERCICIO DEL PRESUPUESTO
MUNICIPIO DE ATITALAQUIA HIDALGO
Del 01 al 30 de septiembre de 2013




OBJETIVO	PRESUPUESTO AUTORIZADO				COMROMETIDO	DEVENGADO	EJERCIDO	PAGADO ACUMULADO AL 31 DE AGOSTO DE 2013	PAGADO DEL 01 AL 31 DE AGOSTO DE 2013	CREDITO DISPONIBLE PARA COMPROMETER (modificado-comprometido)	CREDITO DISPONIBLE (modificado-devengado)
	PRESUPUESTO DE EGRESOS APROBADO	APLICACIONES	REDUCCIONES	MODIFICADO							
RECURSOS PROPIOS	21,725,166.15	0.00	0.00	21,725,166.15	20,633,025.77	20,633,025.77	20,633,025.77	20,633,025.77	2,957,236.18	1,092,140.38	1,092,140.38
SERVICIOS PERSONALES	8,854,877.80	0.00	0.00	8,854,877.80	5,729,418.64	5,729,418.64	5,729,418.64	5,729,418.64	739,247.52	3,125,459.16	3,125,459.16
REMUNERACIONES ORDINARIAS	5,007,775.40	0.00	0.00	5,007,775.40	3,718,791.56	3,718,791.56	3,718,791.56	3,718,791.56	403,221.42	1,288,983.84	1,288,983.84
Delegados	265,591.37			265,591.37	194,961.18	194,961.18	194,961.18	194,961.18	22,130.50	70,630.19	70,630.19
C.A.I.C.	642,275.90			642,275.90	430,065.87	430,065.87	430,065.87	430,065.87	45,948.80	212,210.03	212,210.03
Espacios de Alimentacion	1,337,877.54			1,337,877.54	1,006,546.02	1,006,546.02	1,006,546.02	1,006,546.02	111,478.82	331,331.52	331,331.52
Intendentes Escuelas	393,260.34			393,260.34	294,852.60	294,852.60	294,852.60	294,852.60	32,761.40	98,407.74	98,407.74
Impuesto predial	0.00			0.00	89,339.50	89,339.50	89,339.50	89,339.50	0.00	-89,339.50	-89,339.50
Educacion Arte y Cultura	819,105.47			819,105.47	607,625.16	607,625.16	607,625.16	607,625.16	68,250.90	211,480.31	211,480.31
Dif Municipal	1,373,264.78			1,373,264.78	963,117.25	963,117.25	963,117.25	963,117.25	107,952.78	410,147.53	410,147.53
Instancia de las Mujeres	176,400.00			176,400.00	132,283.98	132,283.98	132,283.98	132,283.98	14,698.22	44,116.02	44,116.02
REMUNERACIONES AL PERSONAL CARÁCTER TR	1,162,993.60	0.00	0.00	1,162,993.60	688,418.12	688,418.12	688,418.12	688,418.12	137,670.68	474,575.48	474,575.48
Sueldos base al personal eventual	1,162,993.60			1,162,993.60	665,318.12	665,318.12	665,318.12	665,318.12	134,670.68	497,675.48	497,675.48
Retribuciones por Serv. Caract	0.00			0.00	23,100.00	23,100.00	23,100.00	23,100.00	3,000.00	-23,100.00	-23,100.00
OTRAS PRESTACIONES SOCIALES Y ECONOMICA	2,684,108.80	0.00	0.00	2,684,108.80	1,306,834.96	1,306,834.96	1,306,834.96	1,306,834.96	185,981.42	1,377,273.84	1,377,273.84
Prima vacacional	96,658.44			96,658.44	51,292.55	51,292.55	51,292.55	51,292.55	0.00	45,365.89	45,365.89
Aguinaldo	823,105.75			823,105.75	0.00	0.00	0.00	0.00	0.00	823,105.75	823,105.75
Compensaciones	738,000.00			738,000.00	600,177.87	600,177.87	600,177.87	600,177.87	35,450.00	137,822.13	137,822.13
Prestaciones contractuales	91,200.00			91,200.00	66,600.00	66,600.00	66,600.00	66,600.00	7,400.00	24,600.00	24,600.00
Apoyos a la capacitacion servidores	60,000.00			60,000.00	0.00	0.00	0.00	0.00	0.00	60,000.00	60,000.00
Otras prestaciones sociales y econ	83,500.00			83,500.00	0.00	0.00	0.00	0.00	0.00	83,500.00	83,500.00
Impuesto sobre nomina	791,644.61			791,644.61	457,923.00	457,923.00	457,923.00	457,923.00	56,974.00	333,721.61	333,721.61
Indemnizaciones	0.00			0.00	130,841.54	130,841.54	130,841.54	130,841.54	86,157.42	-130,841.54	-130,841.54
PAGO DE ESTIMULOS A SERVIDORES PUBLICOS	0.00	0.00	0.00	0.00	15,374.00	15,374.00	15,374.00	15,374.00	12,374.00	-15,374.00	-15,374.00
Estímulos	0.00			0.00	15,374.00	15,374.00	15,374.00	15,374.00	12,374.00	-15,374.00	-15,374.00
MATERIALES Y SUMINISTROS	2,339,613.51	0.00	0.00	2,339,613.51	3,128,262.41	3,128,262.41	3,128,262.41	3,128,262.41	481,966.17	-788,648.90	-788,648.90
MATERIALES ADMON. EMISION DOC.	538,523.85	0.00	0.00	538,523.85	487,779.86	487,779.86	487,779.86	487,779.86	39,116.67	50,743.99	50,743.99
Mat. Útiles y equipos menores de oficina	141,529.20			141,529.20	187,347.98	187,347.98	187,347.98	187,347.98	20,642.05	-45,818.78	-45,818.78
Materiales y útiles de impresión	35,000.00			35,000.00	61,592.62	61,592.62	61,592.62	61,592.62	7,489.42	-26,592.62	-26,592.62
Material estadístico y geográfico	15,000.00			15,000.00	0.00	0.00	0.00	0.00	0.00	15,000.00	15,000.00
Mat. Útiles equip. Menores tecno infor	140,108.33			140,108.33	107,762.19	107,762.19	107,762.19	107,762.19	5,742.00	32,346.14	32,346.14
Material impreso e informacion digital	131,886.32			131,886.32	70,971.00	70,971.00	70,971.00	70,971.00	0.00	60,915.32	60,915.32
Material de limpieza	32,000.00			32,000.00	14,027.80	14,027.80	14,027.80	14,027.80	1,473.20	17,972.20	17,972.20
Materiales y útiles de enseñanza	8,000.00			8,000.00	26,748.27	26,748.27	26,748.27	26,748.27	0.00	-18,748.27	-18,748.27
Materiales p/registro, ident. Bienes	35,000.00			35,000.00	19,330.00	19,330.00	19,330.00	19,330.00	3,770.00	15,670.00	15,670.00
ALIMENTOS Y UTENCILIOS	201,901.95	0.00	0.00	201,901.95	222,201.34	222,201.34	222,201.34	222,201.34	42,541.71	-20,299.39	-20,299.39
productos alimenticios para personas	180,000.00			180,000.00	216,133.34	216,133.34	216,133.34	216,133.34	42,541.71	-36,133.34	-36,133.34
Utencilios para el servicio de alimentos	21,901.95			21,901.95	6,068.00	6,068.00	6,068.00	6,068.00	0.00	15,833.95	15,833.95
MATERIAS PRIMAS Y MAT. PROD Y	0.00	0.00	0.00	0.00	18,858.00	18,858.00	18,858.00	18,858.00	0.00	-18,858.00	-18,858.00
PROD. ALIM AGROP. FORESTALES/MA	0.00			0.00	18,858.00	18,858.00	18,858.00	18,858.00	0.00	-18,858.00	-18,858.00
MATERIALES Y ART. CONSTRUCCION Y REP.	347,500.00	0.00	0.00	347,500.00	409,279.79	409,279.79	409,279.79	409,279.79	83,077.53	-61,779.79	-61,779.79
Productos minerales no metalicos	15,000.00			15,000.00	18,300.99	18,300.99	18,300.99	18,300.99	16,985.71	-3,300.99	-3,300.99
Cemento y productos de concreto	55,000.00			55,000.00	19,603.00	19,603.00	19,603.00	19,603.00	0.00	35,397.00	35,397.00
Cal, Yeso y productos del yeso	0.00			0.00	105.00	105.00	105.00	105.00	105.00	-105.00	-105.00
Madera y productos de madera	25,000.00			25,000.00	14,155.41	14,155.41	14,155.41	14,155.41	0.00	10,844.59	10,844.59
Vidrio y productos de vidrio	15,000.00			15,000.00	1,748.00	1,748.00	1,748.00	1,748.00	0.00	13,252.00	13,252.00
Material eléctrico y electrónico	150,000.00			150,000.00	184,119.75	184,119.75	184,119.75	184,119.75	34,984.52	-34,119.75	-34,119.75



ESTADO DEL EJERCICIO DEL PRESUPUESTO
MUNICIPIO DE ATITALAQUIA HIDALGO
Del 01 al 30 de septiembre de 2013






OBRA/ACCION	PRESUPUESTO AUTORIZADO				COMPLEMETIDO	DEVENGADO	EJERCIDO	PASADO ACUMULADO AL 31 DE AGOSTO 2013	PASADO DEL 01 AL 31 DE AGOSTO DE 2013	CREDITO DISPONIBLE PARA COMPROMETER (modificado en presupuesto)	CREDITO DISPONIBLE (modificado devengado)
	PRESUPUESTO DE EGRESOS APROBADO	APLICACIONES	REDUCCIONES	MODIFICADO							
Articulos metalicos para la construccion	2,500.00			2,500.00	2,801.76	2,801.76	2,801.76	2,801.76	30.80	-301.76	-301.76
Materiales complementarios	50,000.00			50,000.00	34,068.64	34,068.64	34,068.64	34,068.64	0.00	15,931.36	15,931.36
Otros materiales y art. Reparacion y	35,000.00			35,000.00	134,377.24	134,377.24	134,377.24	134,377.24	30,971.50	-99,377.24	-99,377.24
PRODUCTOS QUIMICOS , FARMACEUTICOS Y DE I	238,200.00	0.00	0.00	238,200.00	93,887.15	93,887.15	93,887.15	93,887.15	8,152.67	144,312.85	144,312.85
Productos quimicos basicos	1,500.00			1,500.00	4,797.00	4,797.00	4,797.00	4,797.00	0.00	-3,297.00	-3,297.00
Fertilizantes, pesticidas y otros	3,200.00			3,200.00	3,234.00	3,234.00	3,234.00	3,234.00	0.00	-34.00	-34.00
Medicinas y productos farmaceuticos	130,000.00			130,000.00	80,917.65	80,917.65	80,917.65	80,917.65	8,152.67	49,082.35	49,082.35
Materiales, accesorios y suminis l	100,000.00			100,000.00	4,938.50	4,938.50	4,938.50	4,938.50	0.00	95,061.50	95,061.50
Fibras sinteticas, hule, plasticos	1,500.00			1,500.00	0.00	0.00	0.00	0.00	0.00	1,500.00	1,500.00
Otros productos quimicos	2,000.00			2,000.00	0.00	0.00	0.00	0.00	0.00	2,000.00	2,000.00
COMBUSTIBLES, LUBRICANTES Y ADITIVOS	648,201.72	0.00	0.00	648,201.72	1,196,740.20	1,196,740.20	1,196,740.20	1,196,740.20	148,607.13	-548,538.48	-548,538.48
Combustibles, Lub. Aditivos adq co	648,201.72			648,201.72	1,196,740.20	1,196,740.20	1,196,740.20	1,196,740.20	148,607.13	-548,538.48	-548,538.48
VESTUARIOS, BLANCOS, PRENDAS PROT.	95,000.00	0.00	0.00	95,000.00	450,811.19	450,811.19	450,811.19	450,811.19	129,789.49	-355,811.19	-355,811.19
Vestuarios y uniformes	50,000.00			50,000.00	419,673.28	419,673.28	419,673.28	419,673.28	122,653.98	-369,673.28	-369,673.28
Prendas de seguridad y proteccion pe	20,000.00			20,000.00	15,446.90	15,446.90	15,446.90	15,446.90	4,437.00	4,553.10	4,553.10
Materiales de seguridad pública	0.00			0.00	6,387.00	6,387.00	6,387.00	6,387.00	0.00	-6,387.00	-6,387.00
Articulos deportivos	25,000.00			25,000.00	4,976.40	4,976.40	4,976.40	4,976.40	1,624.00	20,023.60	20,023.60
Productos Textiles	0.00			0.00	4,327.61	4,327.61	4,327.61	4,327.61	1,074.51	-4,327.61	-4,327.61
HERRAMIENTAS, REFACCIONES Y ACCESORIOS M	270,285.99	0.00	0.00	270,285.99	248,704.88	248,704.88	248,704.88	248,704.88	30,680.97	21,581.11	21,581.11
Blancos, otros produc textiles excepto p	12,000.00			12,000.00	9,860.00	9,860.00	9,860.00	9,860.00	2,140.00	2,140.00	2,140.00
Sustancias y materiales explosivos	22,000.00			22,000.00	0.00	0.00	0.00	0.00	0.00	22,000.00	22,000.00
Herramientas Menores	80,000.00			80,000.00	17,636.24	17,636.24	17,636.24	17,636.24	15,339.97	62,363.76	62,363.76
Refacc. Acc. Menores Mob. Equip.A	0.00			0.00	400.00	400.00	400.00	400.00	0.00	-400.00	-400.00
Refacciones y accesorios menores de edificios	11,885.99			11,885.99	9,437.50	9,437.50	9,437.50	9,437.50	0.00	2,448.49	2,448.49
Refacciones acces menores equipo computo y t	26,000.00			26,000.00	1,200.00	1,200.00	1,200.00	1,200.00	0.00	24,800.00	24,800.00
Refacc. Acces. Menores Instrum. Me	0.00			0.00	3,741.00	3,741.00	3,741.00	3,741.00	3,741.00	-3,741.00	-3,741.00
Refacciones y acces. Menores equipo t	60,400.00			60,400.00	72,159.53	72,159.53	72,159.53	72,159.53	1,740.00	-11,759.53	-11,759.53
Refacciones acces menores maquinaria y	58,000.00			58,000.00	111,986.41	111,986.41	111,986.41	111,986.41	0.00	-53,986.41	-53,986.41
Refacc. Acces. Menores otros bienes	0.00			0.00	22,284.20	22,284.20	22,284.20	22,284.20	0.00	-22,284.20	-22,284.20
SERVICIOS GENERALES	6,548,277.77	0.00	0.00	6,548,277.77	7,634,610.13	7,634,610.13	7,634,610.13	7,634,610.13	1,454,259.29	-1,086,332.36	-1,086,332.36
SERVICIOS DE INST., REP., MTTO. Y CONSERVACI	407,259.31	0.00	0.00	407,259.31	344,380.03	344,380.03	344,380.03	344,380.03	44,377.38	62,879.28	62,879.28
Reparacion y manito. De equipo de transporte	150,000.00			150,000.00	36,750.62	36,750.62	36,750.62	36,750.62	0.00	113,249.38	113,249.38
Instalac. Rep. Mto. Mob. Equipo admon. Educ	10,000.00			10,000.00	7,872.60	7,872.60	7,872.60	7,872.60	1,095.00	2,127.40	2,127.40
Instalac. Rep. Mto. Maquinaria, Herramientas	120,000.00			120,000.00	64,390.11	64,390.11	64,390.11	64,390.11	200.00	55,609.89	55,609.89
Conservacion y mto. Menor de inmuebles	80,000.00			80,000.00	201,189.58	201,189.58	201,189.58	201,189.58	40,742.38	-121,189.58	-121,189.58
Inst. Rep. Mto. Equipo de computo y tecnolo	21,259.31			21,259.31	1,300.00	1,300.00	1,300.00	1,300.00	450.00	19,959.31	19,959.31
Rep. Y Mto. Equipo de Defensa	0.00			0.00	1,500.00	1,500.00	1,500.00	1,500.00	0.00	-1,500.00	-1,500.00
Servicio de Limpieza y Manejo de d	0.00			0.00	2,390.00	2,390.00	2,390.00	2,390.00	1,890.00	-2,390.00	-2,390.00
Servicio de jardineria y fumigacion	15,000.00			15,000.00	1,700.00	1,700.00	1,700.00	1,700.00	0.00	13,300.00	13,300.00
Servicios financieros bancarios	8,500.00			8,500.00	0.00	0.00	0.00	0.00	0.00	8,500.00	8,500.00
Seguro de Bienes Patrimoniales	0.00			0.00	27,287.12	27,287.12	27,287.12	27,287.12	0.00	-27,287.12	-27,287.12
Fletes y maniobras	2,500.00			2,500.00	0.00	0.00	0.00	0.00	0.00	2,500.00	2,500.00
SERVICIOS BASICOS	2,533,500.00	0.00	0.00	2,533,500.00	3,572,297.14	3,572,297.14	3,572,297.14	3,572,297.14	616,734.19	-1,038,797.14	-1,038,797.14
Servicios acceso internet, redes y	150,000.00			150,000.00	1,734.20	1,734.20	1,734.20	1,734.20	0.00	148,265.80	148,265.80
Telefonia tradicional	182,000.00			182,000.00	95,681.00	95,681.00	95,681.00	95,681.00	8,711.00	86,319.00	86,319.00
Servicio de energia electrica (DAP)	2,035,000.00			2,035,000.00	1,292,010.00	1,292,010.00	1,292,010.00	1,292,010.00	207,507.00	742,990.00	742,990.00
Servicio de telefonia celular	160,000.00			160,000.00	213,062.53	213,062.53	213,062.53	213,062.53	26,548.19	-53,062.53	-53,062.53
Servicio de agua	4,500.00			4,500.00	13,405.41	13,405.41	13,405.41	13,405.41	135.00	-8,905.41	-8,905.41





**ESTADO DEL EJERCICIO DEL PRESUPUESTO
MUNICIPIO DE ATTILAQUIA HIDALGO
Del 01 al 30 de septiembre de 2013**

OBJETIVO	PRESUPUESTO AUTORIZADO				COMPLETADO	DEVENGADO	EJERCIDO	PAGADO ACUMULADO AL 31 DE AGOSTO DE 2013	PAGADO DEL 01 AL 31 DE AGOSTO DE 2013	CREDITO DISPONIBLE PARA COMPROMETER (modificado-comprometido)	CREDITO DISPONIBLE (modificado-devengado)
	PRESUPUESTO DE EGRESOS APROBADO	APLICACIONES	REDUCCIONES	MODIFICADO							
Servicio de gas	500.00			500.00	244.00	244.00	244.00	244.00	244.00	256.00	256.00
Servicios postales y telegraficos	1,500.00			1,500.00	0.00	0.00	0.00	0.00	0.00	1,500.00	1,500.00
Servicios de Energia Electrica	0.00			0.00	1,956,160.00	1,956,160.00	1,956,160.00	1,956,160.00	373,589.00	-1,956,160.00	-1,956,160.00
SERVICIOS DE ARRENDAMIENTO	756,200.00	0.00	0.00	756,200.00	757,424.81	757,424.81	757,424.81	757,424.81	60,820.00	-1,224.81	-1,224.81
Arrendamiento de terrenos	25,000.00			25,000.00	0.00	0.00	0.00	0.00	0.00	25,000.00	25,000.00
Arrendamiento de edificios	420,000.00			420,000.00	333,660.00	333,660.00	333,660.00	333,660.00	54,590.00	86,340.00	86,340.00
Arrendamiento Mob. Equipo admon. Ed	145,200.00			145,200.00	112,926.93	112,926.93	112,926.93	112,926.93	6,230.00	32,273.07	32,273.07
Arrendamiento de equipo de transporte	10,000.00			10,000.00	229,564.00	229,564.00	229,564.00	229,564.00	0.00	-219,564.00	-219,564.00
Arrendamiento maquinaria, otros equipos	25,000.00			25,000.00	51,582.48	51,582.48	51,582.48	51,582.48	0.00	-26,582.48	-26,582.48
Arrendamiento de activos intangibles	5,000.00			5,000.00	1,734.20	1,734.20	1,734.20	1,734.20	0.00	3,265.80	3,265.80
Otros arrendamientos	126,000.00			126,000.00	27,957.20	27,957.20	27,957.20	27,957.20	0.00	98,042.80	98,042.80
SERV.PROFESIONALES TECNOLOGICOS Y OTROS	1,047,000.00	0.00	0.00	1,047,000.00	775,140.84	775,140.84	775,140.84	775,140.84	61,100.91	271,859.16	271,859.16
Servicios legales, de contab. Audit	432,000.00			432,000.00	273,897.60	273,897.60	273,897.60	273,897.60	18,000.00	158,102.40	158,102.40
servicios de diseño Arquít. Ing.	0.00			0.00	51,634.48	51,634.48	51,634.48	51,634.48	4,694.06	-51,634.48	-51,634.48
Serv. Consultoria admva. Proc. Tec. Y	550,000.00			550,000.00	101,402.06	101,402.06	101,402.06	101,402.06	4,694.06	448,597.94	448,597.94
Servicios de capacitacion	15,000.00			15,000.00	31,240.02	31,240.02	31,240.02	31,240.02	0.00	-16,240.02	-16,240.02
Servicios de Apoyo Advo, fotoco	0.00			0.00	88,502.71	88,502.71	88,502.71	88,502.71	14,712.79	-88,502.71	-88,502.71
Servicios profesionales, cientificos	50,000.00			50,000.00	228,463.97	228,463.97	228,463.97	228,463.97	19,000.00	-178,463.97	-178,463.97
SERVICIOS DE COMUNICACIÓN SOCIAL Y PUB.	147,000.00	0.00	0.00	147,000.00	228,834.72	228,834.72	228,834.72	228,834.72	49,584.58	-81,834.72	-81,834.72
Difusion radio TV. Otros medios mens a	105,000.00			105,000.00	202,590.80	202,590.80	202,590.80	202,590.80	48,784.58	-97,590.80	-97,590.80
Difusion radio TV. p/promover Vta ser	25,000.00			25,000.00	3,660.00	3,660.00	3,660.00	3,660.00	0.00	21,340.00	21,340.00
Servicio de revelado de fotografia	12,000.00			12,000.00	549.84	549.84	549.84	549.84	0.00	11,450.16	11,450.16
Servicios CreatividadReprod. Y p					22,034.08	22,034.08	22,034.08	22,034.08	800.00	-22,034.08	-22,034.08
Otros servicios de informacion	5,000.00			5,000.00	0.00	0.00	0.00	0.00	0.00	5,000.00	5,000.00
SERVICIO DE TRASLADO Y VIATICOS	187,200.00	0.00	0.00	187,200.00	180,343.15	180,343.15	180,343.15	180,343.15	22,691.92	6,856.85	6,856.85
Pasajes terrestres	2,000.00			2,000.00	0.00	0.00	0.00	0.00	0.00	2,000.00	2,000.00
Viaticos en el pais	180,000.00			180,000.00	160,003.55	160,003.55	160,003.55	160,003.55	18,691.92	19,996.45	19,996.45
Otros servicios de traslado y hosp	5,200.00			5,200.00	20,339.60	20,339.60	20,339.60	20,339.60	4,000.00	-15,139.60	-15,139.60
SERVICIOS OFICIALES	1,391,618.46	0.00	0.00	1,391,618.46	1,175,317.25	1,175,317.25	1,175,317.25	1,175,317.25	588,470.07	216,301.21	216,301.21
Gastos de ceremonial	120,000.00			120,000.00	208,833.87	208,833.87	208,833.87	208,833.87	208,648.27	-88,833.87	-88,833.87
Gastos de orden social y cultural	1,096,618.46			1,096,618.46	864,668.58	864,668.58	864,668.58	864,668.58	373,382.12	231,949.88	231,949.88
Exposiciones	25,000.00			25,000.00	0.00	0.00	0.00	0.00	0.00	25,000.00	25,000.00
Gastos de representacion	150,000.00			150,000.00	101,814.80	101,814.80	101,814.80	101,814.80	6,439.68	48,185.20	48,185.20
OTROS SERVICIOS GENERALES	78,500.00	0.00	0.00	78,500.00	600,872.19	600,872.19	600,872.19	600,872.19	10,480.24	-522,372.19	-522,372.19
Servicios funerarios y de cementerio	25,000.00			25,000.00	49,432.00	49,432.00	49,432.00	49,432.00	10,000.00	-24,432.00	-24,432.00
Impuestos y derechos	13,000.00			13,000.00	532,070.19	532,070.19	532,070.19	532,070.19	480.24	-519,070.19	-519,070.19
Sentencias y resoluciones judiciales	28,000.00			28,000.00	0.00	0.00	0.00	0.00	0.00	28,000.00	28,000.00
Penas, Multas, accesorios y actual	12,500.00			12,500.00	15,345.00	15,345.00	15,345.00	15,345.00	0.00	-2,845.00	-2,845.00
Otros Servicios Generales	0.00			0.00	4,025.00	4,025.00	4,025.00	4,025.00	0.00	-4,025.00	-4,025.00
TRANSFERENCIAS, ASIGNACIONES Y SUB.	2,507,397.07	0.00	0.00	2,507,397.07	2,806,083.69	2,806,083.69	2,806,083.69	2,806,083.69	173,977.94	-298,686.62	-298,686.62
TRANSFERENCIAS INT. Y ASIG. SOC.	982,570.25	0.00	0.00	982,570.25	747,042.82	747,042.82	747,042.82	747,042.82	80,428.46	235,527.43	235,527.43
Transferencia internas a entidades param	700,005.00			700,005.00	577,830.00	577,830.00	577,830.00	577,830.00	60,870.00	122,175.00	122,175.00
Pensiones y jubilaciones	282,565.25			282,565.25	169,212.82	169,212.82	169,212.82	169,212.82	19,558.46	113,352.43	113,352.43
AYUDAS SOCIALES	1,524,826.82	0.00	0.00	1,524,826.82	2,059,040.87	2,059,040.87	2,059,040.87	2,059,040.87	93,549.48	-534,214.05	-534,214.05
Becas y otras ayudas para programa	15,000.00			15,000.00	1,500.00	1,500.00	1,500.00	1,500.00	0.00	13,500.00	13,500.00
Ayudas sociales a instituciones de	320,582.01			320,582.01	126,322.49	126,322.49	126,322.49	126,322.49	16,910.50	194,259.52	194,259.52
Ayudas sociales actividades client	5,000.00			5,000.00	26,560.00	26,560.00	26,560.00	26,560.00	2,700.00	-21,560.00	-21,560.00
Ayudas sociales a inst. sin fines	10,000.00			10,000.00	8,308.00	8,308.00	8,308.00	8,308.00	0.00	1,692.00	1,692.00



**ESTADO DEL EJERCICIO DEL PRESUPUESTO
MUNICIPIO DE ATITALAQUIA HIDALGO
Del 01 al 30 de septiembre de 2013**

OBRA/ACCION	PRESUPUESTO AUTORIZADO				COMPROMETIDO	DEVENGADO	EJERCIDO	PAGADO ACUMULADO AL 31 DE AGOSTO 2013	PAGADO DEL 01 AL 31 DE AGOSTO DE 2013	CREDITO DISPONIBLE PARA COMPROMETER (modificado presupuestado)	CREDITO DISPONIBLE (modificado devengado)
	PRESUPUESTO DE EGRESOS APROBADO	APLICACIONES	REDUCCIONES	MODIFICADO							
Ayudas Sociales a entidades de	0.00			0.00	1,016.98	1,016.98	1,016.98	1,016.98	1,016.98	-1,016.98	-1,016.98
Ayudas por desastres naturales y o	30,000.00			30,000.00	999,346.54	999,346.54	999,346.54	999,346.54	0.00	-999,346.54	-999,346.54
Ayudas sociales a personas	1,144,244.81			1,144,244.81	895,986.86	895,986.86	895,986.86	895,986.86	72,922.00	248,257.95	248,257.95
GASTO DE CAPITAL	1,475,000.00	0.00	0.00	1,475,000.00	758,059.13	758,059.13	758,059.13	758,059.13	107,785.26	716,940.87	716,940.87
Mobiliario y Equipo de Administracion	75,000.00			75,000.00	32,558.99	32,558.99	32,558.99	32,558.99	25,739.99	42,441.01	42,441.01
Maquinaria y equipo diverso	0.00			0.00	4,099.00	4,099.00	4,099.00	4,099.00	0.00	-4,099.00	-4,099.00
Equipo de Computo	0.00			0.00	126,339.02	126,339.02	126,339.02	126,339.02	0.00	-126,339.02	-126,339.02
Equipo de Radiocomunicacion	0.00			0.00	52,800.03	52,800.03	52,800.03	52,800.03	18,000.02	-52,800.03	-52,800.03
Activos intangibles software	150,000.00			150,000.00	472,070.00	472,070.00	472,070.00	472,070.00	0.00	-322,070.00	-322,070.00
Herramientas y Accesorios cons	0.00			0.00	6,146.84	6,146.84	6,146.84	6,146.84	0.00	-6,146.84	-6,146.84
Otros convenios	1,250,000.00			1,250,000.00	64,045.25	64,045.25	64,045.25	64,045.25	64,045.25	1,185,954.75	1,185,954.75
INVERSION PUBLICA REPO	0.00	0.00	0.00	0.00	468,920.10	468,920.10	468,920.10	468,920.10	0.00	-468,920.10	-468,920.10
EDIFICACION NO HABITACIONAL	0.00	0.00	0.00	0.00	468,920.10	468,920.10	468,920.10	468,920.10	0.00	-468,920.10	-468,920.10
Construcc. Remod. Rehab. De Escue	0.00			0.00	245,009.83	245,009.83	245,009.83	245,009.83	0.00	-245,009.83	-245,009.83
Division de Terrenos y Const.	0.00			0.00	223,910.27	223,910.27	223,910.27	223,910.27	0.00	-223,910.27	-223,910.27
DEUDA PUBLICA REPO 2013	0.00			0.00	107,671.67	107,671.67	107,671.67	107,671.67	0.00	-107,671.67	-107,671.67
A.D.E.F.A.S. 2011	0			0.00	107,671.67	107,671.67	107,671.67	107,671.67	0.00	-107,671.67	-107,671.67
FONDO DE OPERACION	14,297,666.04	0.00	0.00	16,297,666.00	11,784,532.86	11,784,532.86	11,784,532.86	11,784,532.86	1,108,695.86	4,513,133.14	4,513,133.14
SERVICIOS PERSONALES	13,923,316.44	0.00	0.00	13,923,316.44	8,553,882.06	8,553,882.06	8,553,882.06	8,553,882.06	919,416.10	5,369,434.38	5,369,434.38
REMUNERACIONES PERSONAL PERMANENTE	11,772,437.11	0.00	0.00	11,772,437.11	8,448,763.74	8,448,763.74	8,448,763.74	8,448,763.74	919,416.10	3,323,673.37	3,323,673.37
Presidencia Municipal	1,026,696.91			1,026,696.91	765,108.73	765,108.73	765,108.73	765,108.73	85,548.82	261,588.18	261,588.18
Oficialia mayor	831,954.10			831,954.10	524,571.02	524,571.02	524,571.02	524,571.02	49,969.62	307,383.08	307,383.08
Juzgado Municipal	199,200.00			199,200.00	140,891.56	140,891.56	140,891.56	140,891.56	8,299.02	58,308.44	58,308.44
Comunicación social	204,220.80			204,220.80	99,154.80	99,154.80	99,154.80	99,154.80	11,017.20	105,066.00	105,066.00
Desarrollo social	313,200.00			313,200.00	228,039.46	228,039.46	228,039.46	228,039.46	26,097.16	85,160.54	85,160.54
Desarrollo agropecuario	173,280.00			173,280.00	129,946.14	129,946.14	129,946.14	129,946.14	14,438.46	43,333.86	43,333.86
Correos	57,487.25			57,487.25	51,409.02	51,409.02	51,409.02	51,409.02	13,089.02	6,078.23	6,078.23
Tesoreria Municipal	1,441,663.00			1,441,663.00	1,081,126.80	1,081,126.80	1,081,126.80	1,081,126.80	120,125.20	360,536.20	360,536.20
Juridico	332,776.72			332,776.72	257,555.42	257,555.42	257,555.42	257,555.42	27,728.38	75,221.30	75,221.30
Obras Publicas	1,288,030.80			1,288,030.80	841,662.65	841,662.65	841,662.65	841,662.65	96,398.72	446,368.15	446,368.15
Relleno sanitario	589,885.63			589,885.63	442,365.30	442,365.30	442,365.30	442,365.30	49,151.70	147,520.33	147,520.33
Reglamentos y espectaculos	251,079.52			251,079.52	187,408.41	187,408.41	187,408.41	187,408.41	21,645.68	63,671.11	63,671.11
Dietas	2,310,483.17			2,310,483.17	1,732,661.82	1,732,661.82	1,732,661.82	1,732,661.82	192,517.98	577,821.35	577,821.35
Secretaria Municipal	401,652.72			401,652.72	314,760.84	314,760.84	314,760.84	314,760.84	33,467.40	86,891.88	86,891.88
Registro del estado familiar	291,732.54			291,732.54	223,047.90	223,047.90	223,047.90	223,047.90	24,308.04	68,684.64	68,684.64
Servicios Publicos	980,814.46			980,814.46	694,386.34	694,386.34	694,386.34	694,386.34	76,872.18	286,428.12	286,428.12
Sistemas	175,800.00			175,800.00	89,540.28	89,540.28	89,540.28	89,540.28	9,448.92	86,259.72	86,259.72
Fomento deportivo	383,727.97			383,727.97	273,918.82	273,918.82	273,918.82	273,918.82	31,973.62	109,809.15	109,809.15
Desarrollo economico y planeacion	346,570.76			346,570.76	235,613.67	235,613.67	235,613.67	235,613.67	12,972.08	110,957.09	110,957.09
Contraloria interna	172,180.76			172,180.76	135,594.76	135,594.76	135,594.76	135,594.76	14,346.90	36,586.00	36,586.00
REMUNERACIONES ADICIONALES Y ESPECIALES	2,150,879.33	0.00	0.00	2,150,879.33	105,118.32	105,118.32	105,118.32	105,118.32	0.00	2,045,761.01	2,045,761.01
Compensaciones	0.00			0.00	1,546.67	1,546.67	1,546.67	1,546.67	0.00	-1,546.67	-1,546.67
Prima vacacional	215,896.24			215,896.24	103,571.65	103,571.65	103,571.65	103,571.65	0.00	112,324.59	112,324.59
Agonales	1,934,983.09			1,934,983.09	0.00	0.00	0.00	0.00	0.00	1,934,983.09	1,934,983.09
MATERIALES Y SUMINISTROS	0.00			0.00	0.00	0.00	0.00	0.00	0.00	0.00	0.00
SERVICIOS GENERALES	0.00	0.00	0.00	1,999,999.96	1,500,000.00	1,500,000.00	1,500,000.00	1,500,000.00	0.00	-1,500,000.00	-1,500,000.00



**ESTADO DEL EJERCICIO DEL PRESUPUESTO
MUNICIPIO DE ATITALAQUIA HIDALGO
Del 01 al 30 de septiembre de 2013**



OBJETIVO	PRESUPUESTO AUTORIZADO				COMPROMETIDO	DEVENGADO	EJERCIDO	PAGADO ACUMULADO AL 31 DE AGOSTO DE 2013	PAGADO DEL 01 AL 31 DE AGOSTO DE 2013	CREDITO DISPONIBLE PARA COMPROMETER (modificado-comprometido)	CREDITO DISPONIBLE (modificado-devengado)
	PRESUPUESTO DE EGRESOS APROBADO	APLICACIONES	REDUCCIONES	MODIFICADO							
SERVICIOS GENERALES	4,081,019.32	0.00	0.00	4,081,019.32	1,185,052.60	1,185,052.60	1,185,052.60	1,185,052.60	8,983.81	2,895,966.72	2,895,966.72
SERVICIOS DE INSTALACION, REPARACION , MAN	125000.00	0.00	0.00	125,000.00	67,809.60	67,809.60	67,809.60	67,809.60	8,983.81	57,190.40	57,190.40
Refacc. Y acces. Menores equipo defensa	0.00			0.00	0.00	0.00	0.00	0.00	0.00	0.00	0.00
Rep. Y mantto. De equipo de transporte	100,000.00			100,000.00	67,809.60	67,809.60	67,809.60	67,809.60	8,983.81	32,190.40	32,190.40
Rep. Y mantto. De equipo de defensa	25,000.00			25,000.00	0.00	0.00	0.00	0.00	0.00	25,000.00	25,000.00
SERVICIOS BASICOS	3,956,019.32	0.00	0.00	3,956,019.32	1,117,243.00	1,117,243.00	1,117,243.00	1,117,243.00	0.00	2,838,776.32	2,838,776.32
Pago por servicio de energia eléctrica	3,956,019.32			3,956,019.32	1,117,243.00	1,117,243.00	1,117,243.00	1,117,243.00	0.00	2,838,776.32	2,838,776.32
FONDO DE FISCALIZACION	893,190.00	0.00	0.00	893,190.00	327,587.20	327,587.20	327,587.20	327,587.20	22,497.64	565,602.80	565,602.80
SERVICIOS PERSONALES	318,816.57			318,816.57	137,204.19	137,204.19	137,204.19	137,204.19	22,497.64	181,612.38	181,612.38
SERVICIOS PERSONALES	270,000.00	0.00	0.00	270,000.00	134,985.84	134,985.84	134,985.84	134,985.84	22,497.64	135,014.16	135,014.16
Pago de sueldos y salarios Impuesto predial	270,000.00			270,000.00	134,985.84	134,985.84	134,985.84	134,985.84	22,497.64	135,014.16	135,014.16
REMUNERACIONES ADICIONALES Y ESPECIALES	48,816.57	0.00	0.00	48,816.57	2,218.35	2,218.35	2,218.35	2,218.35	0.00	46,598.22	46,598.22
Aguinaldos	44,378.70			44,378.70	0.00	0.00	0.00	0.00	0.00	44,378.70	44,378.70
Prima vacacional	4,437.87			4,437.87	2,218.35	2,218.35	2,218.35	2,218.35	0.00	2,219.52	2,219.52
SERVICIOS GENERALES	574,373.43	0.00	0.00	574,373.43	41,907.05	41,907.05	41,907.05	41,907.05	0.00	532,466.38	532,466.38
Difusión por radio, TV P/PROMO	0.00			0.00	9,870.21	9,870.21	9,870.21	9,870.21	0.00	-9,870.21	-9,870.21
Servicios Consultoría Admtva.Pr	0.00			0.00	23,184.00	23,184.00	23,184.00	23,184.00	0.00	-23,184.00	-23,184.00
Servicio de consultoría administrativa, procesos, tecnic	574,373.43			574,373.43	8,852.84	8,852.84	8,852.84	8,852.84	0.00	565,520.59	565,520.59
BIENES MUEBLES INMUEBLES E INTANGIBLES	0.00	0.00	0.00	0.00	2,500.00	2,500.00	2,500.00	2,500.00	0.00	-2,500.00	-2,500.00
Equipo de computo	0.00			0.00	2,500.00	2,500.00	2,500.00	2,500.00	0.00	-2,500.00	-2,500.00
ienes muebles e inmuebles	0.00			0.00	0.00	0.00	0.00	0.00	0.00	0.00	0.00
ACTIVOS INTANGIBLES	0.00	0.00	0.00	0.00	145,975.96	145,975.96	145,975.96	145,975.96	0.00	-145,975.96	-145,975.96
Adq. De Software para areas de Recaudacion	0.00	0.00	0.00	0.00	145,975.96	145,975.96	145,975.96	145,975.96	0.00	-145,975.96	-145,975.96
	58,473,549.19	0.00	0.00	60,473,549.15	41,499,441.50	41,499,441.50	41,499,441.50	41,499,441.50	5,033,199.22	18,974,107.65	18,974,107.65

"BAJO PROTESTA DE DECIR VERDAD, DECLARAMOS QUE LOS ESTADOS FINANCIEROS Y SUS NOTAS SON RAZONABLEMENTE CORRECTOS Y SON RESPONSABILIDAD DEL EMISOR"

PRESIDENTE
S. PAULINO JAIME REYES GALINDO
 ATITALAQUIA, HIDALGO

SINDICO
C. SALVADOR RAMIREZ LOPEZ
 ATITALAQUIA, HIDALGO

TESORERA
L. E. NORMA ACEVEDO GARCIA
 ATITALAQUIA, HIDALGO