





ESTADO DEL EJERCICIO DEL PRESUPUESTO
MUNICIPIO DE ATLATZACOAHUILA
Del 01 al 31 de Marzo 2015




CONCEPTO	RESERVA DE EMERGENCIAS	RESERVA DE CONTINGENCIAS	RESERVA PARA IMPROMPTOS	RESERVA PARA FORTALECIMIENTO	OTROS	LIBRE	LIBRE	LIBRE	LIBRE	LIBRE	LIBRE	LIBRE
RECURSOS PROPIOS	21,725,166.16	0.00	0.00	0.00	4,480,771.89	4,480,771.89	4,480,771.89	2,184,624.27	4,480,771.89	17,244,394.27	17,244,394.27	
SERVICIOS PERSONALES	8,854,877.80	0.00	0.00	0.00	1,721,903.16	1,721,903.16	1,721,903.16	772,464.46	1,721,903.16	7,132,974.64	7,132,974.64	
REMUNERACIONES ORDINARIAS	5,007,775.40	0.00	0.00	0.00	1,274,896.91	1,274,896.91	1,274,896.91	481,300.82	1,274,896.91	3,732,878.49	3,732,878.49	
Delegados	265,591.37				62,178.18	62,178.18	62,178.18	30,560.16	62,178.18	203,413.19	203,413.19	
C.A.I.C.	642,275.90				137,946.18	137,946.18	137,946.18	54,305.38	137,946.18	504,329.72	504,329.72	
Espacios de Alimentación	1,337,877.54				333,679.50	333,679.50	333,679.50	117,911.32	333,679.50	1,004,198.04	1,004,198.04	
Intendentes Escuelas	393,260.34				97,587.96	97,587.96	97,587.96	37,781.52	97,587.96	295,672.38	295,672.38	
Impuesto predial	0.00				89,339.50	89,339.50	89,339.50	31,492.92	89,339.50	-89,339.50	-89,339.50	
Educación Arte y Cultura	819,105.47				195,920.82	195,920.82	195,920.82	75,728.32	195,920.82	623,184.65	623,184.65	
Dif Municipal	1,373,264.75				314,150.11	314,150.11	314,150.11	117,426.54	314,150.11	1,059,114.67	1,059,114.67	
Instancia de las Mujeres	176,400.00				44,094.66	44,094.66	44,094.66	16,094.66	44,094.66	132,305.34	132,305.34	
REMUNERACIONES AL PERSONAL CARÁCTER TRANS.	1,162,993.60	0.00	0.00	0.00	156,988.58	156,988.58	156,988.58	55,860.86	156,988.58	1,006,005.02	1,006,005.02	
Bueldos base al personal eventual	1,162,993.60				156,988.58	156,988.58	156,988.58	55,860.86	156,988.58	1,006,005.02	1,006,005.02	
OTRAS PRESTACIONES SOCIALES Y ECONOMICAS	2,684,108.80	0.00	0.00	0.00	290,017.67	290,017.67	290,017.67	235,302.78	290,017.67	2,394,091.13	2,394,091.13	
Prima vacacional	98,658.44				0.00	0.00	0.00	0.00	0.00	98,658.44	98,658.44	
Aguinaldo	823,105.75				0.00	0.00	0.00	0.00	0.00	823,105.75	823,105.75	
Compensaciones	738,000.00				189,046.67	189,046.67	189,046.67	189,046.67	189,046.67	548,953.33	548,953.33	
Prestaciones contractuales	91,200.00				0.00	0.00	0.00	0.00	0.00	91,200.00	91,200.00	
Apoyos a la capacitación servidores	60,000.00				0.00	0.00	0.00	0.00	0.00	60,000.00	60,000.00	
Otras prestaciones sociales y econ	83,500.00				0.00	0.00	0.00	0.00	0.00	83,500.00	83,500.00	
Impuesto sobre nómina	791,644.61				100,971.00	100,971.00	100,971.00	50,563.00	100,971.00	690,673.61	690,673.61	
Indemnizaciones	0.00				0.00	0.00	0.00	-4,306.89	0.00	0.00	0.00	
MATERIALES Y SUMINISTROS	2,339,613.52	0.00	0.00	0.00	870,430.06	870,430.06	870,430.06	414,795.97	870,430.06	1,469,183.46	1,469,183.46	
MATERIALES ADMON. EMISION DOC.	538,523.86	0.00	0.00	0.00	219,060.65	219,060.65	219,060.65	99,384.01	219,060.65	319,463.21	319,463.21	
Mat. Útiles y equipos menores de oficina	141,529.21				77,177.14	77,177.14	77,177.14	27,100.49	77,177.14	64,352.07	64,352.07	
Materiales y útiles de impresión	35,000.00				31,993.54	31,993.54	31,993.54	28,500.15	31,993.54	3,006.46	3,006.46	
Material estadístico y geográfico	15,000.00				0.00	0.00	0.00	0.00	0.00	15,000.00	15,000.00	
Mat. Útiles equip. Menores tecnó Infor	140,109.33				39,475.39	39,475.39	39,475.39	10,985.53	39,475.39	100,632.94	100,632.94	
Material impreso e información digital	131,886.32				56,104.40	56,104.40	56,104.40	27,736.60	56,104.40	75,781.92	75,781.92	
Material de limpieza	32,000.00				3,979.22	3,979.22	3,979.22	2,240.28	3,979.22	28,020.78	28,020.78	
Materiales y útiles de enseñanza	8,000.00				2,790.96	2,790.96	2,790.96	2,790.96	2,790.96	5,209.04	5,209.04	
Materiales p/registro, ident. Bienes	35,000.00				7,540.00	7,540.00	7,540.00	0.00	7,540.00	27,460.00	27,460.00	
ALIMENTOS Y UTENCILIOS	201,901.95	0.00	0.00	0.00	50,528.37	50,528.37	50,528.37	26,710.10	50,528.37	151,373.58	151,373.58	
productos alimenticios para personas	180,000.00				44,460.37	44,460.37	44,460.37	20,842.10	44,460.37	135,539.63	135,539.63	
Utencilios para el servicio de alimentos	21,901.95				6,068.00	6,068.00	6,068.00	6,068.00	6,068.00	15,833.95	15,833.95	
MATERIALES Y ART. CONTRUCCION Y REP.	347,600.00	0.00	0.00	0.00	87,836.37	87,836.37	87,836.37	43,232.91	87,836.37	269,663.63	269,663.63	
Productos minerales no metálicos	15,000.00				1,315.28	1,315.28	1,315.28	0.00	1,315.28	13,684.72	13,684.72	
Cemento y productos de concreto	55,000.00				659.99	659.99	659.99	0.00	659.99	54,340.01	54,340.01	
Cal, Yeso y productos del yeso	0.00				0.00	0.00	0.00	0.00	0.00	0.00	0.00	
Madera y productos de madera	25,000.00				9,314.74	9,314.74	9,314.74	381.00	9,314.74	15,685.26	15,685.26	
Vidrio y productos de vidrio	15,000.00				0.00	0.00	0.00	0.00	0.00	15,000.00	15,000.00	
Material eléctrico y electrónico	160,000.00				39,152.46	39,152.46	39,152.46	16,680.13	39,152.46	110,847.54	110,847.54	
Artículos metálicos para la construcción	2,500.00				1,890.96	1,890.96	1,890.96	880.02	1,890.96	609.04	609.04	
Materiales complementarios	50,000.00				0.00	0.00	0.00	0.00	0.00	50,000.00	50,000.00	
Otros materiales y art. Reparación y	25,000.00				35,502.94	35,502.94	35,502.94	25,311.76	35,502.94	-502.94	-502.94	
PRODUCTOS QUIMICOS, FARMACEUTICOS Y DE LABOR.	238,200.00	0.00	0.00	0.00	17,401.60	17,401.60	17,401.60	7,918.00	17,401.60	220,798.40	220,798.40	
Productos químicos básicos	1,500.00				4,797.00	4,797.00	4,797.00	4,797.00	4,797.00	-3,297.00	-3,297.00	
Fertilizantes, pesticidas y otros	3,200.00				0.00	0.00	0.00	0.00	0.00	3,200.00	3,200.00	
Medicinas y productos farmacéuticos	30,000.00				12,604.60	12,604.60	12,604.60	3,121.00	12,604.60	117,395.40	117,395.40	






Materiales, accesorios y suministros	100,000.00				0.00	0.00	0.00	0.00	0.00	100,000.00	100,000.00
Fibras sintéticas, hule, plásticos	1,500.00				0.00	0.00	0.00	0.00	0.00	1,500.00	1,500.00
Otros productos químicos	2,000.00				0.00	0.00	0.00	0.00	0.00	2,000.00	2,000.00
COMBUSTIBLES, LUBRICANTES Y ADITIVOS	648,201.72	0.00	0.00	0.00	385,738.98	385,738.98	385,738.98	159,703.76	385,738.98	282,482.74	282,482.74
Combustibles, Lub. Aditivos adq co	648,201.72				385,738.98	385,738.98	385,738.98	159,703.76	385,738.98	282,482.74	282,482.74
VESTUARIOS, BLANCOS, PRENDAS PROT.	95,000.00	0.00	0.00	0.00	3,770.00	3,770.00	3,770.00	1,200.00	3,770.00	91,230.00	91,230.00
Vestuarios y uniformes	50,000.00				250.00	250.00	250.00	0.00	250.00	49,750.00	49,750.00
Prendas de seguridad y protección pe	20,000.00				2,320.00	2,320.00	2,320.00	0.00	2,320.00	17,680.00	17,680.00
Artículos deportivos	25,000.00				1,200.00	1,200.00	1,200.00	1,200.00	1,200.00	23,800.00	23,800.00
HERRAMIENTAS, REFACCIONES Y ACCESORIOS MEN.	270,265.99	0.00	0.00	0.00	106,094.09	106,094.09	106,094.09	76,677.19	106,094.09	164,191.90	164,191.90
Blancos, otros produc textiles excepto p	12,000.00				0.00	0.00	0.00	0.00	0.00	12,000.00	12,000.00
Sustancias y materiales explosivos	22,000.00				0.00	0.00	0.00	0.00	0.00	22,000.00	22,000.00
Herramientas Menores	80,000.00				829.90	829.90	829.90	0.00	829.90	79,170.10	79,170.10
Refacc. Acc. Menores Mob. Equip.A	0.00				400.00	400.00	400.00	0.00	400.00	-400.00	-400.00
Refacciones y accesorios menores de eff	11,895.99				16,754.00	16,754.00	16,754.00	0.00	16,754.00	-4,868.01	-4,868.01
Refacciones acces menores equipo computo y t	26,000.00				0.00	0.00	0.00	0.00	0.00	26,000.00	26,000.00
Refacciones y acces. Menores equipo t	60,400.00				7,981.00	7,981.00	7,981.00	7,718.00	7,981.00	52,419.00	52,419.00
Refacciones acces menores maquinaria y	58,000.00				80,129.19	80,129.19	80,129.19	68,959.19	80,129.19	-22,129.19	-22,129.19
SERVICIOS GENERALES	6,548,277.77	0.00	0.00	0.00	948,725.21	948,725.21	948,725.21	387,549.67	948,725.21	6,599,652.56	6,599,652.56
SERVICIOS DE INST., REP., MTTD. Y CONSERVACION	407,259.31	0.00	0.00	0.00	22,865.00	22,865.00	22,865.00	-30,438.97	22,865.00	384,394.31	384,394.31
Reparación y mantto. De equipo de transporte	160,000.00				15,760.00	15,760.00	15,760.00	0.00	15,760.00	134,240.00	134,240.00
Instalac. Rep. Mto. Mob. Equipo adrn. Educ	10,000.00				0.00	0.00	0.00	0.00	0.00	10,000.00	10,000.00
Instalac. Rep. Mto. Maquinaria, Herramientas	120,000.00				7,105.00	7,105.00	7,105.00	0.00	7,105.00	112,895.00	112,895.00
Conservación y mto. Menor de inmuebles	80,000.00				0.00	0.00	0.00	0.00	0.00	80,000.00	80,000.00
Inst. Rep. Mto. Equipo de computo y tecnolo	21,259.31				0.00	0.00	0.00	0.00	0.00	21,259.31	21,259.31
Servicio de Limpieza y Manejo de d	0.00				0.00	0.00	0.00	-30,438.97	0.00	0.00	0.00
Servicio de Jardinería y fumigación	15,000.00				0.00	0.00	0.00	0.00	0.00	15,000.00	15,000.00
Servicios financieros bancarios	8,500.00				0.00	0.00	0.00	0.00	0.00	8,500.00	8,500.00
Fleets y maniobras	2,500.00				0.00	0.00	0.00	0.00	0.00	2,500.00	2,500.00
SERVICIOS BASICOS	2,533,500.00	0.00	0.00	0.00	415,690.76	415,690.76	415,690.76	218,712.82	415,690.76	2,117,809.24	2,117,809.24
Servicios acceso Internet redes y	150,000.00				1,734.20	1,734.20	1,734.20	0.00	1,734.20	148,265.80	148,265.80
Telefonía Tradicional	182,000.00				25,245.00	25,245.00	25,245.00	12,634.00	25,245.00	156,755.00	156,755.00
Servicio de energía eléctrica (DAP)	2,035,000.00				316,161.00	316,161.00	316,161.00	169,589.00	316,161.00	1,718,839.00	1,718,839.00
Servicio de telefonía celular	160,000.00				66,881.56	66,881.56	66,881.56	32,837.92	66,881.56	83,118.44	83,118.44
Servicio de agua	4,500.00				4,906.00	4,906.00	4,906.00	3,652.00	4,906.00	-406.00	-406.00
Servicio de gas	500.00				0.00	0.00	0.00	0.00	0.00	500.00	500.00
Servicios postales y telegraficos	1,500.00				0.00	0.00	0.00	0.00	0.00	1,500.00	1,500.00
Servicios de Energía Eléctrica	0.00				763.00	763.00	763.00	0.00	763.00	-763.00	-763.00
SERVICIOS DE ARRENDAMIENTO	756,200.00	0.00	0.00	0.00	169,491.33	169,491.33	169,491.33	98,305.60	169,491.33	586,708.67	586,708.67
Arrendamiento de terrenos	25,000.00				0.00	0.00	0.00	0.00	0.00	25,000.00	25,000.00
Arrendamiento de edificios	420,000.00				71,470.00	71,470.00	71,470.00	26,480.00	71,470.00	348,530.00	348,530.00
Arrendamiento Mob. Equipo adrn. Ed	145,200.00				13,798.53	13,798.53	13,798.53	0.00	13,798.53	131,401.47	131,401.47
Arrendamiento de equipo de transporte	10,000.00				59,508.00	59,508.00	59,508.00	59,508.00	59,508.00	-49,508.00	-49,508.00
Arrendamiento maquinaria, otros equipos	25,000.00				6,960.00	6,960.00	6,960.00	0.00	6,960.00	18,040.00	18,040.00
Arrendamiento de activos intangibles	5,000.00				0.00	0.00	0.00	0.00	0.00	5,000.00	5,000.00
Otros arrendamientos	126,000.00				17,754.80	17,754.80	17,754.80	12,307.60	17,754.80	108,246.20	108,246.20
SERV. PROFESIONALES TECNOLOGICOS Y OTROS	1,047,000.00	0.00	0.00	0.00	139,459.18	139,459.18	139,459.18	40,272.00	139,459.18	907,540.82	907,540.82
Servicios legales, de contab. Audit	432,000.00				90,000.00	90,000.00	90,000.00	18,000.00	90,000.00	342,000.00	342,000.00
Serv. Consultoría admva. Proc. Tec. Y	550,000.00				9,844.00	9,844.00	9,844.00	0.00	9,844.00	540,156.00	540,156.00
Servicios de capacitación	15,000.00				7,320.02	7,320.02	7,320.02	0.00	7,320.02	7,679.98	7,679.98
Servicios de Apoyo Advo, fotoc	50,000.00				10,150.00	10,150.00	10,150.00	10,150.00	10,150.00	-10,150.00	-10,150.00
Servicios profesionales, científicos	50,000.00				22,145.16	22,145.16	22,145.16	12,122.00	22,145.16	27,854.84	27,854.84
SERVICIOS DE COMUNICACION SOCIAL Y PUE	147,000.00	0.00	0.00	0.00	57,914.43	57,914.43	57,914.43	24,932.17	57,914.43	89,085.57	89,085.57
Difusión radio TV. Otros medios de masa	105,000.00				54,254.43	54,254.43	54,254.43	24,932.17	54,254.43	60,745.57	60,745.57
Difusión radio TV. p/promover vía ser	25,000.00				3,660.00	3,660.00	3,660.00	0.00	3,660.00	21,340.00	21,340.00
Servicio de revelado de fotografías	12,000.00				0.00	0.00	0.00	0.00	0.00	12,000.00	12,000.00
Otros servicios de Información	5,000.00				0.00	0.00	0.00	0.00	0.00	5,000.00	5,000.00



SERVICIO DE TRASLADO Y VIATICOS	187,200.00	0.00	0.00	0.00	37,051.33	37,051.33	37,051.33	10,661.37	37,051.33	150,148.67	150,148.67
Pasajes terrestres	2,000.00				0.00	0.00	0.00	0.00	0.00	2,000.00	2,000.00
Viaticos en el pais	180,000.00				37,051.33	37,051.33	37,051.33	10,661.37	37,051.33	142,948.67	142,948.67
Otros servicios de traslado y hosp	5,200.00				0.00	0.00	0.00	0.00	0.00	5,200.00	5,200.00
SERVICIOS OFICIALES	1,391,618.46	0.00	0.00	0.00	87,300.18	87,300.18	87,300.18	32,889.88	87,300.18	1,304,318.28	1,304,318.28
Gastos de ceremonial	120,000.00				185.60	185.60	185.60	0.00	185.60	119,814.40	119,814.40
Gastos de orden social y cultural	1,098,618.46				45,510.00	45,510.00	45,510.00	12,760.00	45,510.00	1,051,108.46	1,051,108.46
Exposiciones	25,000.00				0.00	0.00	0.00	0.00	0.00	25,000.00	25,000.00
Gastos de representacion	150,000.00				41,604.58	41,604.58	41,604.58	20,129.58	41,604.58	108,395.42	108,395.42
OTROS SERVICIOS GENERALES	78,500.00	0.00	0.00	0.00	18,953.00	18,953.00	18,953.00	2,215.00	18,953.00	59,547.00	59,547.00
Servicios funerarios y de cementerio	25,000.00				2,612.00	2,612.00	2,612.00	1,800.00	2,612.00	22,388.00	22,388.00
Impuestos y derechos	13,000.00				996.00	996.00	996.00	415.00	996.00	12,004.00	12,004.00
Sentencias y resoluciones judiciales	28,000.00				0.00	0.00	0.00	0.00	0.00	28,000.00	28,000.00
Penas, Multas, accesorios y actual	12,500.00				15,345.00	15,345.00	15,345.00	0.00	15,345.00	-2,845.00	-2,845.00
TRANSFERENCIAS, ASIGNACIONES Y SUB.	2,507,397.07	0.00	0.00	0.00	448,084.27	448,084.27	448,084.27	135,074.98	448,084.27	2,069,312.80	2,069,312.80
TRANSFERENCIAS INT. Y ASIG. SOC.	982,670.25	0.00	0.00	0.00	231,683.62	231,683.62	231,683.62	79,498.88	231,683.62	750,886.63	750,886.63
Transferencia internas a entidades param	700,005.00				182,610.00	182,610.00	182,610.00	60,870.00	182,610.00	517,395.00	517,395.00
Pensiones y Jubilaciones	282,565.25				49,073.62	49,073.62	49,073.62	18,628.98	49,073.62	233,491.63	233,491.63
AYUDAS SOCIALES	1,524,826.82	0.00	0.00	0.00	216,400.65	216,400.65	216,400.65	55,576.00	216,400.65	1,308,426.17	1,308,426.17
Becas y otras ayudas para programa	15,000.00				0.00	0.00	0.00	0.00	0.00	15,000.00	15,000.00
Ayudas sociales a instituciones de	320,582.01				41,071.01	41,071.01	41,071.01	2,874.00	41,071.01	279,511.00	279,511.00
Ayudas sociales actividades client	5,000.00				15,000.00	15,000.00	15,000.00	0.00	15,000.00	-10,000.00	-10,000.00
Ayudas sociales a inst. sin fines	10,000.00				0.00	0.00	0.00	0.00	0.00	10,000.00	10,000.00
Ayudas por desastres naturales y o	30,000.00				5,000.00	5,000.00	5,000.00	0.00	5,000.00	25,000.00	25,000.00
Ayudas sociales a personas	1,144,244.81				155,329.64	155,329.64	155,329.64	52,702.00	155,329.64	988,915.17	988,915.17
GASTO DE CAPITAL	1,475,000.00	0.00	0.00	0.00	330,159.01	330,159.01	330,159.01	303,269.01	330,159.01	1,144,840.99	1,144,840.99
Mobiliario y Equipo de Administracion	75,000.00				34,530.01	34,530.01	34,530.01	7,840.01	34,530.01	40,469.99	40,469.99
Activos intangibles software	150,000.00				4,099.00	4,099.00	4,099.00	4,099.00	4,099.00	145,901.00	145,901.00
Otros convenios	1,250,000.00				291,530.00	291,530.00	291,530.00	291,530.00	291,530.00	958,470.00	958,470.00
INVERSION PUBLICA REPO					161,470.18	161,470.18	161,470.18	161,470.18	161,470.18	-161,470.18	-161,470.18
OBRAS PUBLICAS EN BIENES DE DOMINIO PUBLICO					161,470.18	161,470.18	161,470.18	161,470.18	161,470.18	-161,470.18	-161,470.18
EDIFICACION NO HABITACIONAL					161,470.18	161,470.18	161,470.18	161,470.18	161,470.18	-161,470.18	-161,470.18
Const. Remodelación de Escuelas					161,470.18	161,470.18	161,470.18	161,470.18	161,470.18	-161,470.18	-161,470.18
FONDO DE OPERACIÓN	16,297,666.00	0.00	0.00	0.00	3,433,045.24	3,433,045.24	3,433,045.24	1,288,431.61	3,433,045.24	12,864,620.76	12,864,620.76
SERVICIOS PERSONALES	13,923,316.44	0.00	0.00	0.00	2,845,382.23	2,845,382.23	2,845,382.23	1,096,060.63	2,845,382.23	11,077,934.21	11,077,934.21
REMUNERACIONES PERSONAL PERMANENTE	11,772,437.11	0.00	0.00	0.00	2,843,835.56	2,843,835.56	2,843,835.56	1,097,607.30	2,843,835.56	8,928,601.55	8,928,601.55
Presidencia Municipal	1,026,656.91				251,010.86	251,010.86	251,010.86	107,077.02	251,010.86	775,686.05	775,686.05
Oficialia mayor	831,954.10				189,614.30	189,614.30	189,614.30	66,399.14	189,614.30	642,339.80	642,339.80
Juzgado Municipal	199,200.00				48,854.44	48,854.44	48,854.44	19,046.22	48,854.44	150,345.56	150,345.56
Comunicación social	204,220.80				33,051.60	33,051.60	33,051.60	12,064.16	33,051.60	171,169.20	171,169.20
Desarrollo social	313,200.00				71,456.50	71,456.50	71,456.50	41,615.88	71,456.50	241,743.50	241,743.50
Desarrollo agropecuario	173,280.00				43,315.38	43,315.38	43,315.38	20,398.90	43,315.38	129,964.62	129,964.62
Correos	57,487.25				13,687.44	13,687.44	13,687.44	4,562.48	13,687.44	43,799.81	43,799.81
Tesorería Municipal	1,441,663.00				360,375.60	360,375.60	360,375.60	144,040.62	360,375.60	1,081,287.40	1,081,287.40
Jurídico	332,776.72				115,158.62	115,158.62	115,158.62	57,284.86	115,158.62	217,618.10	217,618.10
Obras Publicas	1,288,030.80				283,534.78	283,534.78	283,534.78	114,274.52	283,534.78	1,004,496.02	1,004,496.02
Reilano sanitario	589,865.63				119,867.40	119,867.40	119,867.40	26,234.76	119,867.40	470,018.23	470,018.23
Reglamentos y espectaculos	251,079.52				56,611.41	56,611.41	56,611.41	22,780.00	56,611.41	194,468.11	194,468.11
Dieta	2,310,483.17				577,553.94	577,553.94	577,553.94	210,810.58	577,553.94	1,732,929.23	1,732,929.23
Secretaría Municipal	401,652.72				113,054.88	113,054.88	113,054.88	35,746.24	113,054.88	288,597.84	288,597.84
Registro del estado familiar	291,732.54				75,082.44	75,082.44	75,082.44	24,275.68	75,082.44	216,650.10	216,650.10
Servicios Públicos	980,814.46				233,592.38	233,592.38	233,592.38	80,886.34	233,592.38	747,222.08	747,222.08
Sistemas	175,800.00				32,846.76	32,846.76	32,846.76	10,346.76	32,846.76	142,953.24	142,953.24
Fomento deportivo	383,727.97				95,920.86	95,920.86	95,920.86	40,049.78	95,920.86	287,807.11	287,807.11
Desarrollo económico y planeación	346,570.76				86,205.27	86,205.27	86,205.27	34,003.24	86,205.27	260,365.49	260,365.49
Contraloría interna	172,180.76				43,040.70	43,040.70	43,040.70	15,710.42	43,040.70	129,140.06	129,140.06



REMUNERACIONES ADICIONALES Y ESPECIALES	2,150,879.33	0.00	0.00	0.00	1,546.67	1,546.67	1,546.67	-1,546.67	1,546.67	2,149,332.66	2,149,332.66
Compensaciones	0.00				1,546.67	1,546.67	1,546.67	-1,546.67	1,546.67	-1,546.67	-1,546.67
Prima vacacional	215,896.24				0.00	0.00	0.00	0.00	0.00	215,896.24	215,896.24
Aguinaldo	1,934,983.09				0.00	0.00	0.00	0.00	0.00	1,934,983.09	1,934,983.09
DEUDA PUBLICA	1,999,999.96	0.00	0.00	0.00	495,863.01	495,863.01	495,863.01	162,270.98	495,863.01	1,604,136.99	1,504,136.99
Amortizacion deuda publica Inst. o	1,599,999.96				399,999.99	399,999.99	399,999.99	133,333.33	399,999.99	1,199,999.97	1,199,999.97
Intereses deuda interna con Int. C	400,000.00				95,863.02	95,863.02	95,863.02	28,937.65	95,863.02	304,136.98	304,136.98
PARTICIPACIONES Y APORTACIONES	374,349.60	0.00	0.00	0.00	91,800.00	91,800.00	91,800.00	30,100.00	91,800.00	282,549.60	282,549.60
Converrios	374,349.60				91,800.00	91,800.00	91,800.00	30,100.00	91,800.00	282,549.60	282,549.60
FONDO DE INVERSION	5,600,000.00	0.00	0.00	0.00	339,321.63	339,321.63	339,321.63	152,452.15	339,321.63	5,280,678.37	5,260,678.37
REMUNERACIONES AL PERSONAL PERMANENTE	1,246,955.10	0.00	0.00	0.00	291,537.74	291,537.74	291,537.74	104,668.26	291,537.74	956,417.36	956,417.36
Maquinaria	636,146.28				150,158.92	150,158.92	150,158.92	57,183.32	150,158.92	485,987.36	485,987.36
Intendencia	228,033.29				55,304.76	55,304.76	55,304.76	19,109.00	55,304.76	172,728.53	172,728.53
Ecologia	382,775.53				86,074.06	86,074.06	86,074.06	28,375.94	86,074.06	296,701.47	296,701.47
REMUNERACIONES ADICIONALES Y ESPECIALES	230,407.97	0.00	0.00	0.00	0.00	0.00	0.00	0.00	0.00	230,407.97	230,407.97
Prima vacacional	25,451.51				0.00	0.00	0.00	0.00	0.00	25,451.51	25,451.51
Aguinaldo	204,956.46				0.00	0.00	0.00	0.00	0.00	204,956.46	204,956.46
SERVICIOS DE INSTALACION, REPARACION, MANTENIMIENTO	712,003.09	0.00	0.00	0.00	47,783.89	47,783.89	47,783.89	47,783.89	47,783.89	664,219.20	664,219.20
Servicios limpieza y manejo de des	232,000.00				47,783.89	47,783.89	47,783.89	47,783.89	47,783.89	184,216.11	184,216.11
Rehab. Y mantto. De equipo de transporte	261,088.17				0.00	0.00	0.00	0.00	0.00	261,088.17	261,088.17
Inst. Rep. Mantto. Equipo de maquinaria, otros equipos y herramie	218,914.92				0.00	0.00	0.00	0.00	0.00	218,914.92	218,914.92
AYUDAS SOCIALES	210,633.84	0.00	0.00	0.00	0.00	0.00	0.00	0.00	0.00	210,633.84	210,633.84
Becas y despensas	210,633.84				0.00	0.00	0.00	0.00	0.00	210,633.84	210,633.84
MAQUINARIA, OTROS EQUIPOS Y HERRAMIENTAS	3,200,000.00	0.00	0.00	0.00	0.00	0.00	0.00	0.00	0.00	3,200,000.00	3,200,000.00
Maquinaria y equipo industrial	2,600,000.00				0.00	0.00	0.00	0.00	0.00	2,600,000.00	2,600,000.00
Edificacion habitacional	600,000.00				0.00	0.00	0.00	0.00	0.00	600,000.00	600,000.00
FONDO APORT. P/INF. SOC. MPAL.	2,923,215.00	0.00	0.00	0.00	0.00	0.00	0.00	0.00	0.00	2,923,215.00	2,923,215.00
INVERSION PUBLICA	2,923,215.00	0.00	0.00	0.00	0.00	0.00	0.00	0.00	0.00	2,923,215.00	2,923,215.00
Obras Publicas FAISM-2018	2,923,215.00				0.00	0.00	0.00	0.00	0.00	2,923,215.00	2,923,215.00
FONDO DE FORTALECIMIENTO 2012	13,034,312.00	0.00	0.00	0.00	2,674,056.24	2,674,056.24	2,674,056.24	1,022,770.87	2,674,056.24	10,360,255.76	10,360,255.76
SERVICIOS PERSONALES	8,059,948.79	0.00	0.00	0.00	1,659,142.51	1,659,142.51	1,659,142.51	607,693.61	1,659,142.51	6,400,806.28	6,400,806.28
REMUNERACIONES PERSONAL PERMANENTE	6,818,605.17	0.00	0.00	0.00	1,659,142.51	1,659,142.51	1,659,142.51	607,693.61	1,659,142.51	5,159,462.66	5,159,462.66
Pago de sueldos a personal de seguridad publica	4,880,852.16				1,114,841.94	1,114,841.94	1,114,841.94	432,855.95	1,114,841.94	3,766,010.22	3,766,010.22
Salud Municipal y U.B.R.	1,123,127.62				344,063.41	344,063.41	344,063.41	101,220.84	344,063.41	779,064.21	779,064.21
Proteccion civil	449,341.31				111,397.26	111,397.26	111,397.26	40,781.40	111,397.26	337,944.05	337,944.05
Alumbrado Publico	365,284.08				88,839.90	88,839.90	88,839.90	32,835.42	88,839.90	276,444.18	276,444.18
REMUNERACIONES ADICIONALES Y ESPECIALES	1,241,343.62	0.00	0.00	0.00	0.00	0.00	0.00	0.00	0.00	1,241,343.62	1,241,343.62
Aguinaldos	1,120,743.78				0.00	0.00	0.00	0.00	0.00	1,120,743.78	1,120,743.78
Prima vacacional	120,599.84				0.00	0.00	0.00	0.00	0.00	120,599.84	120,599.84
MATERIALES Y SUMINISTROS	881,343.89	0.00	0.00	0.00	282,143.73	282,143.73	282,143.73	70,610.26	282,143.73	599,200.16	599,200.16
Combustibles y lubricantes	675,843.89				211,480.82	211,480.82	211,480.82	65,080.24	211,480.82	464,363.07	464,363.07
Materia electrico y electronico	0.00				58,397.88	58,397.88	58,397.88	0.00	58,397.88	-58,397.88	-58,397.88
Vestuarios y uniformes	35,000.00				0.00	0.00	0.00	0.00	0.00	35,000.00	35,000.00
Prendas de seguridad y proteccion	50,000.00				0.00	0.00	0.00	0.00	0.00	50,000.00	50,000.00
Refacc. Y accesorios menores equipo	120,500.00				12,265.03	12,265.03	12,265.03	5,530.02	12,265.03	108,234.97	108,234.97
SERVICIOS GENERALES	4,093,018.32	0.00	0.00	0.00	732,770.00	732,770.00	732,770.00	344,467.00	732,770.00	3,360,249.32	3,360,249.32
SERVICIOS DE INSTALACION, REPARACION, MANTENIMIENTO	137,000.00	0.00	0.00	0.00	12,467.00	12,467.00	12,467.00	2,189.00	12,467.00	124,533.00	124,533.00
Refacc. Y acces. Menores equipo defensa	12,000.00				0.00	0.00	0.00	0.00	0.00	12,000.00	12,000.00
Rep. Y mantto. De equipo de transporte	100,000.00				12,467.00	12,467.00	12,467.00	2,189.00	12,467.00	87,533.00	87,533.00
Rep. Y mantto. De equipo de defensa	25,000.00				0.00	0.00	0.00	0.00	0.00	25,000.00	25,000.00
SERVICIOS BASICOS	3,966,019.32	0.00	0.00	0.00	720,303.00	720,303.00	720,303.00	342,278.00	720,303.00	3,235,716.32	3,235,716.32
Pago por servicio de energia electrica	3,966,019.32				720,303.00	720,303.00	720,303.00	342,278.00	720,303.00	3,235,716.32	3,235,716.32
FONDO DE FISCALIZACION	692,190.00	0.00	0.00	0.00	187,883.01	187,883.01	187,883.01	145,975.95	187,883.01	705,306.99	705,306.99



SERVICIOS PERSONALES	318,816.57	0.00	0.00	0.00	0.00	0.00	0.00	0.00	0.00	0.00	318,816.57	318,816.57
Pago de sueldos y salarios (impuesto predial)	270,000.00				0.00	0.00	0.00	0.00	0.00	0.00	270,000.00	270,000.00
REMUNERACIONES ADICIONALES Y ESPECIALES	48,816.57	0.00	0.00	0.00	0.00	0.00	0.00	0.00	0.00	0.00	48,816.57	48,816.57
Aguiñaldos	44,378.70				0.00	0.00	0.00	0.00	0.00	0.00	44,378.70	44,378.70
Prima vacacional	4,437.87				0.00	0.00	0.00	0.00	0.00	0.00	4,437.87	4,437.87
SERVICIOS GENERALES	574,373.43	0.00	0.00	0.00	41,907.05	41,907.05	41,907.05	145,975.96	41,907.05	532,466.38	532,466.38	532,466.38
Difusión por radio, TV P/PROMO	0.00				9,870.21	9,870.21	9,870.21	0.00	9,870.21	-9,870.21	-9,870.21	-9,870.21
Servicios Consultoría Admiva.Pr	0.00				23,184.00	23,184.00	23,184.00	0.00	23,184.00	-23,184.00	-23,184.00	-23,184.00
Servicio de consultoría administrativa, procesos, técnica y en tecn	574,373.43				8,852.84	8,852.84	8,852.84	145,975.96	8,852.84	565,520.59	565,520.59	565,520.59
BIENES MUEBLES E INMUEBLES					145,975.96	145,975.96	145,975.96	0.00	145,975.96	-145,975.96	-145,975.96	-145,975.96
ACTIVOS INTANGIBLES					145,975.96	145,975.96	145,975.96	0.00	145,975.96	-145,975.96	-145,975.96	-145,975.96
Adq. De Software para áreas de Recaudación					145,975.96	145,975.96	145,975.96	0.00	145,975.96	-145,975.96	-145,975.96	-145,975.96
	80,473,549.16	0.00	0.00	0.00	11,115,078.01	11,115,078.01	11,115,078.01	4,794,254.86	11,115,078.01	49,358,471.15	49,358,471.15	49,358,471.15
	80,473,549.16	0.00	0.00	0.00				4,794,254.86	11,115,078.01	49,358,471.15	49,358,471.15	49,358,471.15

"BAJO PROTESTA DE DECIR VERDAD, DECLARAMOS QUE LOS ESTADOS FINANCIEROS Y SUS NOTAS SON RAZONABLEMENTE CORRECTOS Y SON RESPONSABILIDAD DEL EMISOR"

PRESIDENTE
C. PAULINO JAIME REYES GALINDO

SINDICO
HIDALGO
AYTILAQUIA, H.G. SALVADOR RAMIREZ LOPEZ

TESORERIA
HIDALGO
AYTILAQUIA, H.G. L. A. E. NORMA ACEVEDO GARCIA